



# Hatches, Doors & Deck Fittings

---

**BAIER**



# Baier Marine Company

## BACKGROUND

Baier is the first name associated with marine closures, having set the standard for the industry since 1947. L. S. Baier invented and patented the first flush hatch specifically designed for the rigors of the Alaska King Crab fishing fleet, and ever since the company has built and supplied closures to the greater marine industry.

**EVOLVING** from Baier Hatch Co. In 2007, the company re-incorporated under new ownership as the **BAIER MARINE COMPANY**. We expanded our marine closures line to include multi-bolt manholes, steel hatches, marine steel doors, and we added tug-and-barge grade deck fittings.



## ENGINEERED DESIGN

All Baier Marine designs have been engineered to the exacting demands of the commercial marine environment. Baier's world-class manufacturing supply chain provides end-to-end Quality Assurance to deliver the highest quality product to our customers.

## AVAILABLE

When you need them, we have them. Whether direct-ship from Baier or available through our network of fine dealers and stocking distributors. We strive to keep a high level of product available in stock throughout our distribution network.

## HEADQUARTERED IN USA

Baier's Corporate Office, Engineering, Sales, Logistics and Warehouse operations are located under one roof in **Costa Mesa, California**.

## BAIER EQUIPMENT USED WORLDWIDE

Our closures and deck fittings are widely **employed in workboats** around the globe: commercial fishing vessels, tugs, barges, patrol boats, and specialty marine craft in both government and private sectors.



## QUALITY MATERIALS

The Baier Flush Hatch product line is available in high-strength **Cast Aluminum** with stainless fittings, as well as cast, heat-treated and hot dip **Galvanized Steel** models. Many models are also available in cast or fabricated **Stainless Steel**.

## BROAD PRODUCT LINE

Our quick-open, positive-lock **Flush Hatches** are available in round, oval, and square configurations, with lift-out or hinged options, and a range of pre-cut coaming heights. Economical steel and stainless **Universal Hatches** for barge use come in a range of standard sizes. Our **Multi-bolt Manhole** selection is an unparalleled offering of over 20 models. Fabricated **Marine Steel Doors** come in 22 sizes. We have load-rated **Deck Fittings**: Kevels up to 48" chocks, bitts, double-bitts, eyes, roller buttons, etc – tailored for tug and barge use.

### Baier Classic HEX-Bolt Strongback

Our simplest and most popular hatch featuring the proven Baier strongback system and the classic Hex wrench mode operation. The simple mechanical design ensures operation without fail and has set the standard for marine hatches in the market since 1947.



Round - Lift Out	Series BFHR Specs. Model BFHR14,16, 18, 20 Model BFHR24	Clear Opening 14,16,18,20 Ø 24" Ø	Drawing # # 286-1 # 630	AL X X	ST X	Page# 8 13
Oval - Lift Out	Series BFHO Specs. Model BFHO15X24	15" x 24"	# 541	X	X	15
Oval - Hinged	Series BFHHO Specs. Model BFHHO15X24	15" x 24"	# 543-1	X	X	17

### Baier T-Handle Strongback

A best of both world solutions. Still featuring the strength and simplicity of the Baier strongback system but with the added convenience of a built-in recessed T-Handle. Never lose wrenches needed for operation with this completely self-contained hatch.



Round - T-handle Lift Out	Series BFHRTTH Specs. Model BFHRTTH8 Model BFHRTTH20	Clear Opening 6.625" Ø 20" Ø	Drawing # # 670 # 200	AL X X	ST	Page# 20 22
Oval - T-handle Lift Out	Series BFHOTH Specs. Model BFHOTH15X24	15" x 24"	# 500	X		24
Oval - T-handle Hinged	Series BFHHOTH Specs. Model BFHHOTH15X24	15" x 24"	# 525	X		26

### Baier Quick-Acting 4 Dog

Based on an industry standard this Quick Acting flush hatch also features the built-in recessed T-handle with the added function of 4-dog engagement. This proven design allows for positive verification of engagement and easy quarter-turn operation.



Round - QA 4-Dog Lift Out	Series BFHQTH Specs. Model BFHQTH20	Clear Opening 20" Ø	Drawing # # 810	AL X	ST	Page# 29
Oval - QA 4-Dog Lift Out	Series BFHQTH Specs. Model BFHQTH15X24	15" x 24"	# 800	X		31
Square - QA 4-Dog Lift Out	Series BFHQTH Specs. Model BFHQTH24X24	24" x 24"	# 08864-141	X		33
Round - QA 4-Dog Lift Out	Series BFHHQTH Specs. Model BFHHQTH20	20" Ø	# 08863-104	X		35
Oval - QA 4-Dog Lift Out	Series BFHHQTH Specs. Model BFHHQTH15X24	15" x 24"	# 08863-115	X		37
Square - QA 4-Dog Lift Out	Series BFHHQTH Specs. Model BFHHQTH24X24	24" x 24"	# 08863-141	X		39

### Baier Low Profile

Baier low profile hatches are designed for applications where inside clearance is limited. These Light-weight, quick-acting 4-dog models are ideal for high-traffic closures where security and ease are paramount, and/or where positive engagement must be visually verifiable at a glance.



<b>Round – Low Profile QA Lift Out</b>	Series BFHLP Specs. Model BFHLP20	Clear Opening 20" Ø	Drawing # # 08864-161	AL X	ST	Page# 44
<b>Oval – Low Profile QA Lift Out</b>	Series BFHLP Specs. Model BFHLP15X24	15" x 24"	# 08864-151	X		46
<b>Square– Low Profile QA Lift Out</b>	Series BFHLP Specs. Model BFHLP24X24	24" x 24"	# 08864-171	X		48

### Baier Hatch Options

<b>Coamings - Standard</b>	Series BCHHO Specs. Model BCHHR22 Model BCHHHO15X24	Clear Opening 22" Ø 15" x 24"	Drawing # # 627 # 542-1	AL X X	ST X X	Page#
<b>Escape Handles</b>	Optional Handle Available Model UP-HNDWHL for Strongback Model UP-HNDWHL For QA 4-dog		08863-238A 08864-212A	X X		
<b>Cast Steel Options</b>	Cast Steel Specs. Models Cast Steel Flush Hatches FEA Comparison (Finite Element Analysis)					

### Steel Multi-Bolt Manhole Covers

Our manholes are a great alternative to flush hatches for applications of non-frequent access. Baier offers a complete line of manholes with a configuration and hardware combination to fit your need. Please find out more about the configuration on our manhole product pages.




<b>Oval - 15X23 - 20 Bolt</b>	Series BMHC15X23 Specs. Model BMHC15X23D - TAP RING Model BMHC15X23F - FLUSH SCREW Model BMHC15X23S - WELD STUD Model BMHC15X23Z - 3" NPT PLUG Model BMHC15X23BZ - WELD BOLT Model BMHC15X23BS - WELD BOLT Model BMHC15X23x2.5BZ - RAISED	Clear Opening 15" x 23" 15" x 23" 15" x 23" 15" x 23" 15" x 23" 15" x 23" 15" x 23"	Drawing # 08866-101D 08866-101F 08866-101S 08866-101Z 02590-101A 02590-105A 02570-101A, 101S, 105S	Page# 51 51 53 53 54 52 54
<b>Oval - 15X23 - 26 Bolt</b>	Series BMHC15X23-26 Specs. Model BMHC15X23-26D TAP RING Model BMHC15X23-26F FLUSH SCREW	15" x 23" 15" x 23"	02590-102SA 02610-101A	51
<b>Oval - 18X24</b>	Series BMHC18X24 Specs. Model BMHC18X24BZ NO WELD Model BMHC18X24X RAISED	18" x 24" 18" x 24"	02600-101A 02580-101A	55 55
<b>Round - 14</b>	Series BMHC14 Specs. Model BMHC14BR - RAISED 2½" Model BMHC14SS-4.5 - RAISED 4½"	14" Ø 14" Ø	08451-101A,B,102B 08451-112B	56 56
<b>Round - 18</b>	Series BMHC18 Specs. Model BMHC18BR - RAISED 2½" Model BMHC18SS-9 - RAISED 9½"	18" Ø 18" Ø	08450-101A,B,102B 08450-121B, 122B	56 56

For Complete Listing of Manholes - SEE MANHOLE FEATURE WORKSHEET



### Universal Steel Hatches

Other industry standard steel hatches available. Baier now offers a complete line of universal hatches to fit your need. These hatches are a great value.



Round - T-Bolt <sup>1</sup>	Series UMC-430 Specs.	Clear Opening	Drawing #	Page#
	Model UMC-430-18	18" Ø	01210-101A	59
	Model UMC-430-24	24" Ø	01220-101A	59
Round - Single Bolt <sup>2</sup>	Series UMC-301 Specs.			
	Model UMC-301-20	20" Ø	08380-101A	60
	Model UMC-301-22	22" Ø	08381-101A	60
Round - Twist Lock <sup>3</sup>	Series UMC-474 Specs.			
	Model UMC-474 Flush	18.6" Ø	08640-101A	61
	Model UMC-474 5" Coaming	18.6" Ø x 5"	08641-101A	61
Round - 8" Ullage <sup>4</sup>	Series UMC-114 Specs.			
	Model UMC-114 - 7/8" Coaming	8" Ø x 7/8"	01242-102A	62
	Model UMC-114 - 5" Coaming	8" Ø x 5"	01242-104B	62
Round - 10" Ullage	Series UMC-569 Specs.			
	Model UMC-569 - 5" Coaming	20" Ø	01243-101A	62
Round -12" & 19" Multi-Dog <sup>5</sup>	Series UMC-Multi Spec.			
	Model UMC-456-5 - 12" 3 Dog 5" Coaming	12" Ø x 5"	03410-101A	63
	Model UMC-343-5 - 19" 4 Dog 5" Coaming	19" Ø x 5"	01230-101A	64
Oval - 15X23 Multi-Dog	Series UMC-174 Specs.			
	Model UMC-174-5-RC - 4 Dog 5" Coaming	15" x 23" x 5"	01240-102A	63
	Model UMC-274-5 - 2 Dog 5" Coaming	15" x 23" x 5"	01241-105A	63
Oval - 18X24 Multi-Dog	Series UMC-464 Specs.			
	Model UMC-464-5 - 4 Dog 5" Coaming	18" x 24" x 5"	03800-101A	65
	Model UMC-464-5/14 - 4 Dog w/ 8" Ullage	18" x 24" x 5"	03800-135K	65

### Universal Steel Kevels, Chocks, & Bitts

Standard marine industry steel casting made from ASTM A27-70-36 steel. These deck fittings are available in all sizes from small to large to suit your needs and built to handle the toughest conditions and heaviest of loads.

Kevels	Series UMC-Kevels Specs.	Drawing #	Page#
	Model Kevels 12", 18", 36", 42", 48", & 60"	See Details	70
	Model Kevel Chocks 24", 30", 36", 42" & 48" <sup>1</sup>	See Details	72
Bitts	Series UMC-Bitt Specs.	Drawing #	
	Model Single Bitt 8" & 10" <sup>2</sup>	See Details	74
	Model Single Bitt - Thru Deck 8" & 10"	See Details	74
	Model Double Bitt 8", 10", & 12" <sup>3</sup>	See Details	77
	Model Double Bitt w/ Horns 8" & 10"	See Details	77
Chocks	Series UMC-Chocks Specs.	Drawing #	
	Model Button Chock 6", 8", & 10" <sup>4</sup>	See Details	78
	Model Closed Chock 9", 12", & 14" <sup>5</sup>	See Details	80
	Model Open Chock 9" & 12" <sup>6</sup>	See Details	79
	Model Panama Chock 10"x14" & 12"x18"	See Details	81
	Model Mooring Eyes 8"x12" & 12"x18"	See Details	83
Roller Buttons	Series UMC-Roller Buttons Specs.	Drawing #	
	Model Roller Button Welded 12", 16", & 14"	See Details	84
	Model Roller Button Welded 17"	See Details	85
	Model Roller Chock 13"	See Details	86
Roller Buttons	Series D-Ring Specs.	Drawing #	
	Model D-Ring	See Details	82



### Universal Steel Watertight Doors

Reliable easy-access watertight doors are another product line that Baier Marine now offers to the industry. All of our doors are built using high quality hardware and are available in both left and right-hand models to suit your needs.

<b>4-Dog</b>	Series UMC-WTD-4D Specs.	Clear Opening	Drawing #	Page#
<i>Right Hand</i>	Model UMC-WTD-4D-26X54R	26" x 54"	06111-101A	85
	Model UMC-WTD-4D-26X60R	26" x 60"	06111-101C	85
	Model UMC-WTD-4D-30X60R	30" x 60"	06111-101E	85
<i>Left Hand</i>	Model UMC-WTD-4D-26X54L	26" x 54"	06111-101B	85
	Model UMC-WTD-4D-26X60L	26" x 60"	06111-101D	85
	Model UMC-WTD-4D-30X60L	30" x 60"	06111-101F	85
<b>6-Dog<sup>1</sup></b>	Series UMC-WTD-6D Specs.			
<i>Right Hand</i>	Model UMC-WTD-6D-26X60R	26" x 60"	06121-101C	86
	Model UMC-WTD-6D-30X60R	30" x 60"	06121-101E	86
	Model UMC-WTD-6D-30X66R	30" x 66"	06121-101G	86
	Model UMC-WTD-6D-30X72R	30" x 72"	06121-101I	86
<i>Left Hand</i>	Model UMC-WTD-6D-26X60L	26" x 60"	06121-101D	86
	Model UMC-WTD-6D-30X60L	30" x 60"	06121-101F	86
	Model UMC-WTD-6D-30X66L	30" x 66"	06121-101H	86
	Model UMC-WTD-6D-30X72L	30" x 72"	06121-101J	86
<b>Quick Acting<sup>2</sup></b>	Series UMC-WTD-QA Specs.			
<i>Right Hand</i>	Model UMC-WTD-QA-26X60R	26" x 60"	06122-101C	87
	Model UMC-WTD-QA-30X60R	30" x 60"	06122-101E	87
	Model UMC-WTD-QA-30X66R	30" x 66"	06122-101G	87
	Model UMC-WTD-QA-30X72R	30" x 72"	06122-101I	87
<i>Left Hand</i>	Model UMC-WTD-QA-26X60L	26" x 60"	06122-101D	87
	Model UMC-WTD-QA-30X60L	30" x 60"	06122-101F	87
	Model UMC-WTD-QA-30X66L	30" x 66"	06122-101H	87
	Model UMC-WTD-QA-30X72L	30" x 72"	06122-101J	87
<b>Lever Arm<sup>3</sup></b>	Series UMC-WTD-LA Specs.			
<i>Right Hand</i>	Model UMC-WTD-LA-28X72-R	28" x 72"	06121-103A	88
	Model UMC-WTD-LA-30X72-R	30" x 72"	06121-103C	88
<i>Left Hand</i>	Model UMC-WTD-LA-28X72-L	28" x 72"	06121-103B	88
	Model UMC-WTD-LA-30X72-L	30" x 72"	06121-103D	88



6 Dog Door



QA Door



Lever Arm



# Classic HEX-Bolt Flush Hatches

### BFHR14 - Flush Deck Hatch | Hex Centerbolt | Round 14" | Aluminum, Steel

The popular "Classic" Baier Flush Hatch™ is the flush-mounted, quick release, lift-out hatch with grab handles as shown. It has long been standard equipment on fish boats, tugs, barges, workboats, and other marine vessels, as well as many U.S. Navy and U.S. and Canadian Coast Guard vessels.

#### FEATURES

- Cast Hatch Cover
- Cast Strongback
- Stainless Steel Hex Centerbolt and hardware Neoprene Cover Gasket and Washers (Buna-N optional)
- Cast / fabricated matching Deck Ring
- Every unit shipped with an underside escape turning bar for safety (turning wheel optional)
- Detachable Hex wrench used for quick operation, can be stored separately for security



#### STRENGTH, SIMPLICITY and SECURITY

The ultimate in strength and simplicity, Baier's original patented strongback system has only two moving parts to secure the hatch cover to the deck. It is superior to other more complicated hatch closure systems in that it is simpler, stronger, more reliably watertight, infinitely adjustable from topside, and more easily serviced (parts are readily available and replaced in the field). Importantly, the recessed hex centerbolt and grab handles offer no snags for nets, lines or hardware.

#### MATERIALS

The majority of the Classic Model BFH hatch cover product line is available in both cast aluminum and cast steel. Steel Cover assemblies and deck rings are hot dip galvanized for superior corrosion resistance. No other flush hatch is available in cast steel (which is stronger, more durable, and more impact resistant when compared to iron hatches, especially in cold climates). The deck ring is available in galvanized mild steel (for welding into steel decks), or cast aluminum (for welding into aluminum decks or bolting to fiberglass or wood decks). Cast stainless steel hatches and fabricated stainless deck rings are available by special order.

Model Number	Hatch Material	Autocad PDF/DXF
BFHR14A/A	Aluminium / Aluminium	<a href="#">BFHR14A-A DXF (ZIP)</a>
BFHR14A/S	Aluminium / Steel	
BFHR14A/SS	Aluminium / Stainless Steel	



BFHR16A/A with Cast Aluminum Deck Ring



BFHR16A/S with Galvanized Steel Deck Ring

When ordering please specify:

Cover Material:  
cast aluminum  
only

Ring Material:  
cast aluminum,  
galvanized steel or  
stainless steel



Hatch Covers Available Separately



### BFHR16 - Flush Deck Hatch | Hex CenterBolt | Round 16" | Aluminum, Steel

The popular "Classic" Baier Flush Hatch™ is the flush-mounted, quick release, lift-out hatch with grab handles as shown. It has long been standard equipment on fish boats, tugs, barges, workboats, and other marine vessels, as well as many U.S. Navy and U.S. and Canadian Coast Guard vessels.

#### FEATURES

- Cast Hatch Cover
- Cast Strongback
- Stainless Steel Hex Centerbolt and hardware Neoprene Cover Gasket and Washers (Buna-N optional)
- Cast / fabricated matching Deck Ring
- Every unit shipped with an underside escape turning bar for safety (turning wheel optional)
- Detachable Hex wrench used for quick operation, can be stored separately for security

#### STRENGTH, SIMPLICITY and SECURITY

The ultimate in strength and simplicity, Baier's original patented strongback system has only two moving parts to secure the hatch cover to the deck. It is superior to other more complicated hatch closure systems in that it is simpler, stronger, more reliably watertight, infinitely adjustable from topside, and more easily serviced (parts are readily available and replaced in the field). Importantly, the recessed hex centerbolt and grab handles offer no snags for nets, lines or hardware.

#### MATERIALS

The Classic Model BFH hatch product line is available in both cast aluminum and cast steel. Baier is the only company to offer steel hatch covers which is stronger, more durable, and more impact resistant when compared to iron hatches, especially in cold climates. All of our Steel Cover assemblies and deck rings are hot dip galvanized for superior corrosion resistance. The deck ring is available in galvanized mild steel (for welding into steel decks), or cast aluminum (for welding into aluminum decks or bolting to fiberglass or wood decks). Cast stainless steel hatches and fabricated stainless deck rings are available by special order.



Model	Material	Autocad PDF/DXF
BFHR16A/A	Aluminum / Aluminum	BFHR16A-A
BFHR16A/S	Aluminum / Steel	BFHR16S-S
BFHR16A/SS	Aluminum / Stainless Steel	BFHR16S-S
BFHR16S/S	Steel / Steel	BFHR16S-S
BFHR16S/SS	Steel / Stainless Steel	BFHR16S-S



BFHR16A/S with Cast Aluminum Deck Ring



BFHR16A/S with Galvanized Steel Deck Ring

When ordering please specify:

Cover Material:  
cast aluminum or  
galvanized steel  
Ring Material:  
cast aluminum,  
galvanized steel or  
stainless steel



Hatch Covers Available Separately

### BFHR18 - Flush Deck Hatch | Hex Centerbolt | Round 18" | Aluminum, Steel

The popular "Classic" Baier Flush Hatch™ is the flush-mounted, quick release, lift-out hatch with grab handles as shown. It has long been standard equipment on fish boats, tugs, barges, workboats, and other marine vessels, as well as many U.S. Navy and U.S. and Canadian Coast Guard vessels.

#### FEATURES

- Cast Hatch Cover
- Cast Strongback
- Stainless Steel Hex Centerbolt and hardware Neoprene Cover Gasket and Washers (Buna-N optional)
- Cast / fabricated matching Deck Ring
- Every unit shipped with an underside escape turning bar for safety (turning wheel optional)
- Detachable Hex wrench used for quick operation, can be stored separately for security

#### STRENGTH, SIMPLICITY and SECURITY

The ultimate in strength and simplicity, Baier's original patented strongback system has only two moving parts to secure the hatch cover to the deck. It is superior to other more complicated hatch closure systems in that it is simpler, stronger, more reliably watertight, infinitely adjustable from topside, and more easily serviced (parts are readily available and replaced in the field). Importantly, the recessed hex centerbolt and grab handles offer no snags for nets, lines or hardware.

#### MATERIALS

The Classic Model BFH hatch product line is available in both cast aluminum and cast steel. Baier is the only company to offer steel hatch covers which is stronger, more durable, and more impact resistant when compared to iron hatches, especially in cold climates. All of our Steel Cover assemblies and deck rings are hot dip galvanized for superior corrosion resistance. The deck ring is available in galvanized mild steel (for welding into steel decks), or cast aluminum (for welding into aluminum decks or bolting to fiberglass or wood decks). Cast stainless steel hatches and fabricated stainless deck rings are available by special order.



Model	Material	Autocad PDF/DXF
BFHR18A/A	Aluminum / Aluminum	BFHR18A-A
BFHR18A/S	Aluminum / Steel	BFHR18S-S
BFHR18A/SS	Aluminum / Stainless Steel	BFHR18S-S
BFHR18S/S	Steel / Steel	BFHR18S-S
BFHR18S/SS	Steel / Stainless Steel	BFHR18S-S



BFHR18A/A with Cast Aluminum Deck Ring



BFHR18A/S with Galvanized Steel Deck Ring

When ordering please specify:

Cover Material:  
cast aluminum or  
galvanized steel  
Ring Material:  
cast aluminum,  
galvanized steel or  
stainless steel



Hatch Covers Available Separately



### BFHR20 - Flush Deck Hatch | Hex Centerbolt | Round 20" | Aluminum, Steel

The popular "Classic" Baier Flush Hatch™ is the flush-mounted, quick release, lift-out hatch with grab handles as shown. It has long been standard equipment on fish boats, tugs, barges, workboats, and other marine vessels, as well as many U.S. Navy and U.S. and Canadian Coast Guard vessels.

#### FEATURES

- Cast Hatch Cover
- Cast Strongback
- Stainless Steel Hex Centerbolt and hardware Neoprene Cover Gasket and Washers (Buna-N optional)
- Cast / fabricated matching Deck Ring
- Every unit shipped with an underside escape turning bar for safety (turning wheel optional)
- Detachable Hex wrench used for quick operation, can be stored separately for security

#### STRENGTH, SIMPLICITY and SECURITY

The ultimate in strength and simplicity, Baier's original patented strongback system has only two moving parts to secure the hatch cover to the deck. It is superior to other more complicated hatch closure systems in that it is simpler, stronger, more reliably watertight, infinitely adjustable from topside, and more easily serviced (parts are readily available and replaced in the field). Importantly, the recessed hex centerbolt and grab handles offer no snags for nets, lines or hardware.

#### MATERIALS

The Classic Model BFH hatch product line is available in both cast aluminum and cast steel. Baier is the only company to offer steel hatch covers which is stronger, more durable, and more impact resistant when compared to iron hatches, especially in cold climates. All of our Steel Cover assemblies and deck rings are hot dip galvanized for superior corrosion resistance. The deck ring is available in galvanized mild steel (for welding into steel decks), or cast aluminum (for welding into aluminum decks or bolting to fiberglass or wood decks). Cast stainless steel hatches and fabricated stainless deck rings are available by special order.



Model	Material	Autocad PDF/DXF
BFHR20A/A	Aluminum / Aluminum	BFHR20A-A
BFHR20A/S	Aluminum / Steel	BFHR20A-S
BFHR20A/SS	Aluminum / Stainless Steel	BFHR20A-SS
BFHR20S/S	Steel / Steel	BFHR20S-S
BFHR20S/SS	Steel / Stainless Steel	BFHR20S-SS



BFHR20A/A with Cast Aluminum Deck Ring



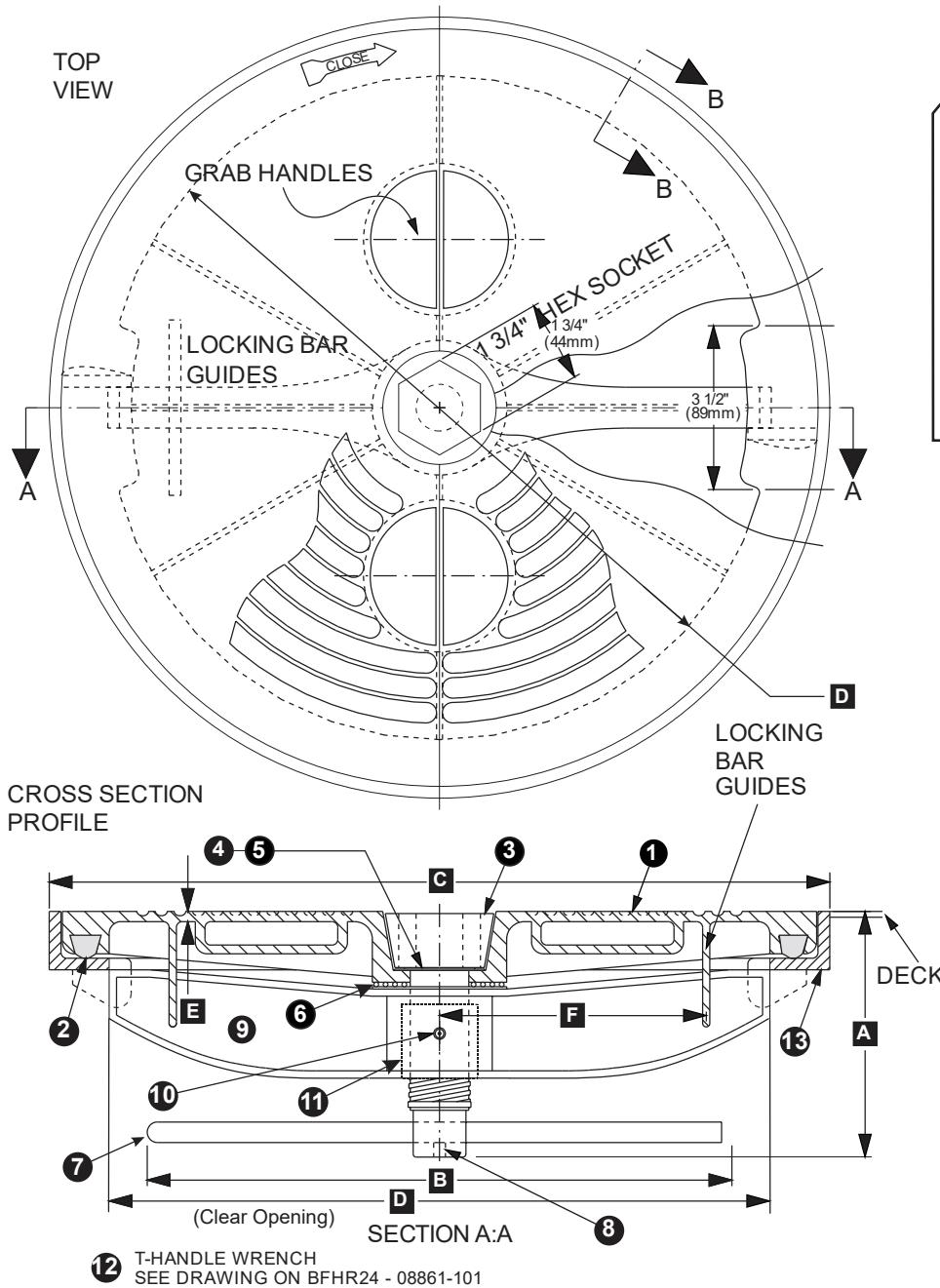
BFHR20A/S with Galvanized Steel Deck Ring

When ordering please specify:

Cover Material:  
cast aluminum or  
galvanized steel  
Ring Material:  
cast aluminum,  
galvanized steel or  
stainless steel



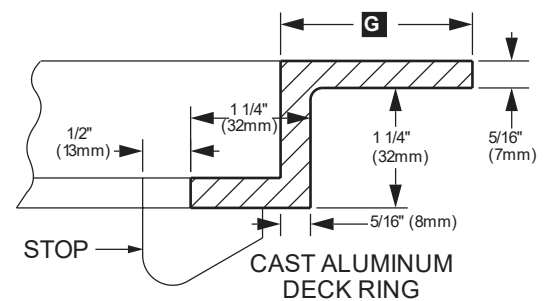
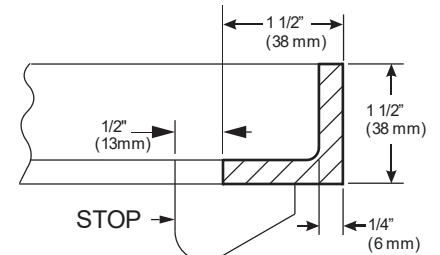
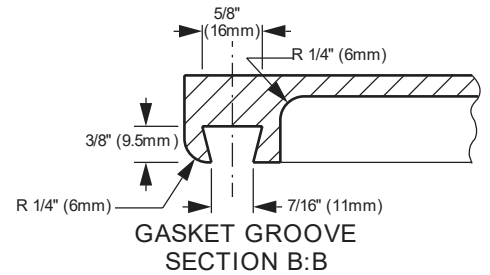
Hatch Covers Available Separately



# **BILL OF MATERIAL: 08863-101**

#	DESCRIPTION	MAT	P/N
Cover Kit (parts & kits below AL, ST) SEE MATRIX			
1	COVER	AL, ST	SEE MATRIX
2	GASKET	BUNA	SEE MATRIX
Centerbolt Kit (parts below) UP-CB-HEX-SS-KIT			
3	BOLT (1 1/2" Ø)	SS	08861-204A
4	WASHER	SS	08861-206A
5	WASHER	BUNA	08861-701A
6	SPRING	SS	08861-805A
7	ROD (1/2" Ø)	ST	08861-205A
8	ALLEN SET SCREW	SS	06122-801B
Strongback Kit (parts below AL, ST) SEE MATRIX			
9	STRONGBACK	AL, ST	SEE MATRIX
10	LUBE ZERK	ZNST	08790-803A
11	THREADED INSERT	BR	08861-209B
12	WRENCH	GALV	UP-WRNC-HEX-ST
13	DECK RING AL	AL	SEE MATRIX
13	DECK RING ST	ST	SEE MATRIX
13	DECK RING SS	SS	SEE MATRIX
13	DECK RING BLACK	SB	SEE MATRIX

<b>MATERIAL KEY</b>	<b>SS - STAINLESS STEEL</b>
<b>AL - ALUMINUM</b>	<b>ZNST - ZINC PLATED ST</b>
<b>ST - GALV. STEEL</b>	<b>BR - BRONZE</b>
<b>SB - BLACK STEEL</b>	<b>BUNA - NITRILE RUBBER</b>



**12** T-HANDLE WRENCH  
SEE DRAWING ON BFHR24 - 08861-101

BFHR HATCH SIZE PART NUMBER MATRIX				
Model Number	BFHR20	BFHR18	BFHR16	BFHR14
Assy P/N	08861-191	08863-101	08863-121	08863-131
Material	AL / ST	AL / ST	AL / ST	COVER AL ONLY DECKRING AL/ST
Cover Assy	08861-192A / B	08863-102A / B	08863-122A / B	08863-132A
Cover	08861-291A / B	08863-201A / B	08863-221A / B	08863-231A
Gasket	08861-702A	08863-702A	08863-704A	08863-703A
Strongback	08861-198A / B	08863-118A / B	08863-128A / B	08863-138A
Deck Ring AL	08861-233A	08863-203A	08863-223A	08863-233A
Deck Ring*	08861-297A,B,C*	08863-207A,B,C*	08863-227A,B,C*	08863-237A,B,C*

\* A - Galvanized Steel, B - Black Steel, C - Stainless Steel

HATCH WEIGHTS LBS. (KGS)				
Model Number	BFHR20	BFHR18	BFHR16	BFHR14
Material	AL ST	AL ST	AL ST	AL ST
Cover	28 (12.7) 77.5 (35.2)	23 (10.5) 64.5 (29)	22 (10) 56 (25.4)	20 (9.1) NA
Deck Ring	13 (6) 11 (5)	11 (4.5) 10 (4.5)	8 (3.6) 9 (4.1)	7 (3.2) 8 (3.6)

IMPORTANT: WHEN ORDERING, PLEASE SPECIFY OUTSIDE DIAMETER (C)  
OR CLEAR OPENING (D). UNITS ARE IDENTIFIED BY CLEAR OPENING.

DIMENSIONS INCHES (mm)							
Model Number	A	B	C	D	E	F	G
BFHR20	5 1/2 (140)	12 1/2 (318)	22 3/4 (578)	20 (508)	7/32 (5.6)	8 1/2 (216)	2 1/2 (64)
BFHR18	5 1/2 (140)	12 1/2 (318)	20 3/4 (527)	18 (457)	7/32 (5.6)	7 1/4 (184)	2 (51)
BFHR16	5 1/2 (140)	12 1/2 (318)	18 3/4 (476)	16 (406)	7/32 (5.6)	6 1/4 (159)	2 (51)
BFHR14	5 1/2 (140)	12 1/2 (318)	16 3/4 (424)	14 (356)	7/32 (5.6)	6 1/4 (159)	2 (51)

1-800-455-3917  
206-632-2441 (FAX)  
sales@baiermarine.com

Marine  
Company, Inc.

**BAIER FLUSH HATCH**  
LIFT-OUT PLAIN DOGGED TYPE  
WITH GRAB HANDLES  
TYPE "C" POSITIVE LOCKING  
**MODEL: BFHR20, BFHR18,  
BFHR16, BFHR14**

DWG. NO. 286-1



### BFHR24 - Flush Deck Hatch | Hex Centerbolt | Round 24" | Aluminum, Steel

The popular "Classic" Baier Flush Hatch™ is the flush-mounted, quick release, lift-out hatch with grab handles as shown. It has long been standard equipment on fish boats, tugs, barges, workboats, and other marine vessels, as well as many U.S. Navy and U.S. and Canadian Coast Guard vessels.

#### FEATURES

- Cast Hatch Cover
- Cast 3-Arm Strongback
- Stainless Steel Hex Centerbolt and hardware Neoprene Cover Gasket and Washers (Buna-N optional)
- Cast / fabricated matching Deck Ring
- Every unit shipped with an underside escape turning bar for safety (turning wheel optional)
- Detachable Hex wrench used for quick operation, can be stored separately for security



#### STRENGTH, SIMPLICITY and SECURITY

The ultimate in strength and simplicity, Baier's original patented strongback system has only two moving parts to secure the hatch cover to the deck. It is superior to other more complicated hatch closure systems in that it is simpler, stronger, more reliably watertight, infinitely adjustable from topside, and more easily serviced (parts are readily available and replaced in the field). Importantly, the recessed hex centerbolt and grab handles offer no snags for nets, lines or hardware.

#### MATERIALS

The Classic Model BFH hatch product line is available in both cast aluminum and cast steel. Baier is the only company to offer steel hatch covers which is stronger, more durable, and more impact resistant when compared to iron hatches, especially in cold climates. All of our Steel Cover assemblies and deck rings are hot dip galvanized for superior corrosion resistance. The deck ring is available in galvanized mild steel (for welding into steel decks), or cast aluminum (for welding into aluminum decks or bolting to fiberglass or wood decks). Cast stainless steel hatches and fabricated stainless steel deck rings are available by special order.

Model	Material	Autocad PDF/DXF
BFHR24A/A	Aluminum / Aluminum	BFHR24A-A
BFHR24A/S	Aluminum / Steel	BFHR24S-S
BFHR24A/SS	Aluminum / Stainless Steel	BFHR24S-S
BFHR24S/S	Steel / Steel	BFHR24S-S
BFHR24S/SS	Steel / Stainless Steel	BFHR24S-S

When ordering please specify:

Cover Material:  
cast aluminum or  
galvanized steel  
Ring Material:  
cast aluminum,  
galvanized steel or  
stainless steel

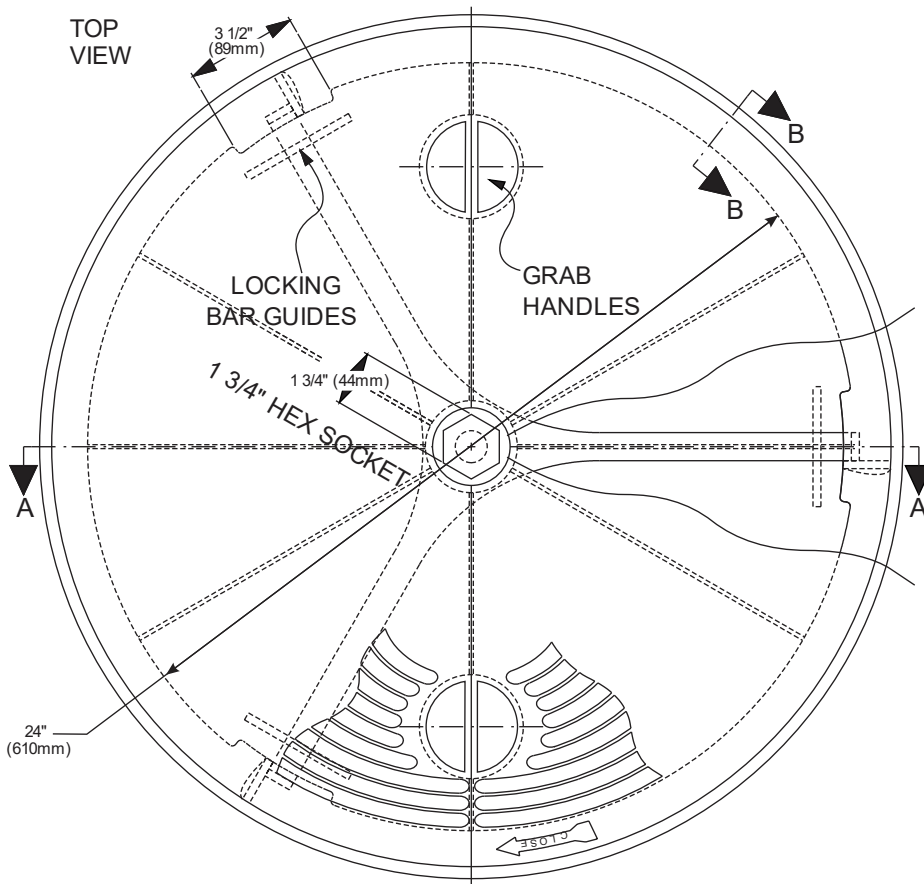


BFHR24A/A with Cast Aluminum Deck Ring

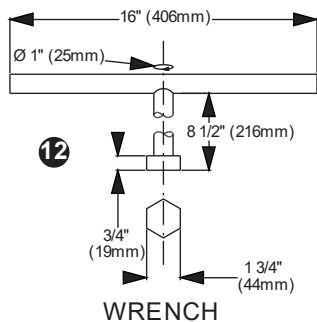
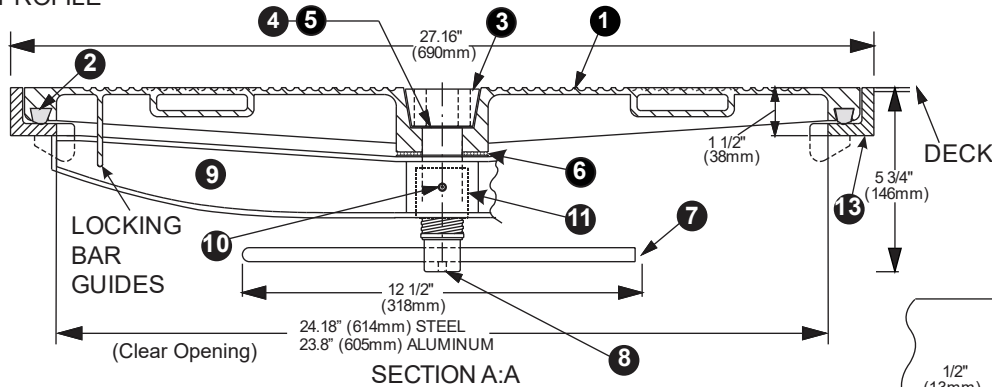


BFHR24A/S with Galvanized Steel Deck Ring

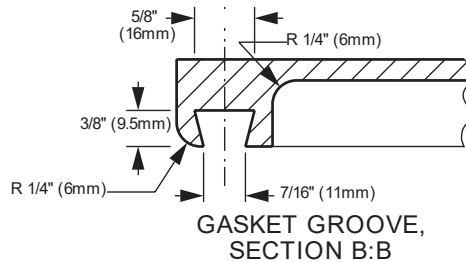
Hatch Covers Available Separately



CROSS SECTION  
PROFILE



WRENCH



GASKET GROOVE,  
SECTION B:B

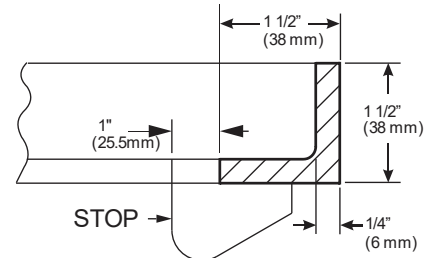
HATCH WEIGHTS LBS.(KGS)		
Model Number	BFHR24	
Material	AL	ST
Cover	40.5 (18.4)	124 (56)
Deck Ring	15 (6.8)	25.3 (11.5)

IMPORTANT:  
WHEN ORDERING, PLEASE SPECIFY OUTSIDE  
DIAMETER (C) OR CLEAR OPENING (D).  
UNITS ARE IDENTIFIED BY CLEAR OPENING.

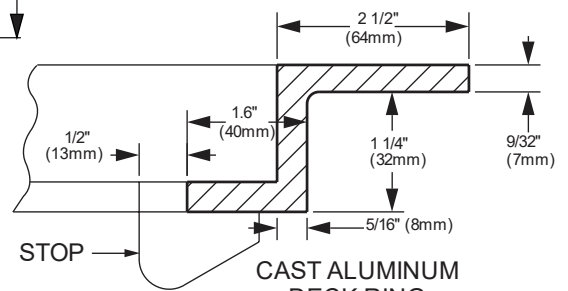
# BILL OF MATERIAL: 08861-181

#	DESCRIPTION	MAT	P/N
Cover Kit (parts & kits below AL, ST) BFHR24A, S			
1	COVER	AL, ST	08861-183A, B
2	GASKET	BUNA	08861-704A
Centerbolt Kit (parts below)			
			UP-CB-HEX-SS-KIT
3	BOLT (1 1/2" Ø)	SS	08861-204A
4	WASHER	SS	08861-205A
5	WASHER	BUNA	08861-701A
6	SPRING	SS	08861-805A
7	ROD (1/2" Ø)	ST	08862-205A
8	ALLEN SET SCREW	SS	06122-801B
Strongback Kit (parts below AL, ST) BSB24			
9	STRONGBACK	AL, ST	08861-185A, B
10	LUBE ZERK	ZNST	08790-803A
11	THREADED INSERT	BR	08861-209B
12	WRENCH	GALV	UP-WRNCH-HEX-ST
13	DECK RING AL	AL	08861-283A
13	DECK RING ST	ST	08861-287A
13	DECK RING SS	SS	08861-287C
13	DECK RING BLACK	SB	08861-287B

<b>MATERIAL KEY</b>	<b>SS - STAINLESS STEEL</b>
<b>AL - ALUMINUM</b>	<b>ZNST - ZINC PLATED ST</b>
<b>ST - GALV. STEEL</b>	<b>BR - BRONZE</b>
<b>SB - BLACK STEEL</b>	<b>BUNA - NITRILE RUBBER</b>



GALVANIZED STEEL  
DECK RING



CAST ALUMINUM  
DECK RING



**BAIER FLUSH HATCH**  
LIFT-OUT PLAIN DOGGED TYPE  
WITH GRAB HANDLES  
TYPE "C" POSITIVE LOCKING  
**MODEL: BFHR24**

DWG. NO. 630

### BFHO15X24 - Flush Deck Hatch | Hex Centerbolt | Oval 15" X 24" | Aluminum, Steel

The popular "Classic" Baier Flush Hatch™ is the flush-mounted, quick release, lift-out hatch with grab handles as shown. It has long been standard equipment on fish boats, tugs, barges, workboats, and other marine vessels, as well as many U.S. Navy and U.S. and Canadian Coast Guard vessels.

#### FEATURES

- Cast Hatch Cover
- Cast 3-Arm Strongback
- Stainless Steel Hex Centerbolt and hardware Neoprene Cover Gasket and Washers (Buna-N optional)
- Cast / fabricated matching Deck Ring
- Every unit shipped with an underside escape turning bar for safety (turning wheel optional)
- Detachable Hex wrench used for quick operation, can be stored separately for security



#### STRENGTH, SIMPLICITY and SECURITY

The ultimate in strength and simplicity, Baier's original patented strongback system has only two moving parts to secure the hatch cover to the deck. It is superior to other more complicated hatch closure systems in that it is simpler, stronger, more reliably watertight, infinitely adjustable from topside, and more easily serviced (parts are readily available and replaced in the field). Importantly, the recessed hex centerbolt and grab handles offer no snags for nets, lines or hardware.

#### MATERIALS

The Classic Model BFH hatch product line is available in both cast aluminum and cast steel. Baier is the only company to offer steel hatch covers which is stronger, more durable, and more impact resistant when compared to iron hatches, especially in cold climates. All of our Steel Cover assemblies and deck rings are hot dip galvanized for superior corrosion resistance. The deck ring is available in galvanized mild steel (for welding into steel decks), or cast aluminum (for welding into aluminum decks or bolting to fiberglass or wood decks). Cast stainless steel hatches and fabricated stainless deck rings are available by special order.

Model	Material	Autocad PDF/DXF
BFHO15X24A/A	Aluminum / Aluminum	BFHO15X24A-A
BFHO15X24A/S	Aluminum / Steel	BFHO15X24A-S
BFHO15X24A/SS	Aluminum / Stainless Steel	BFHO15X24A-S
BFHO15X24S/S	Steel / Steel	BFHO15X24S-S
BFHO15X24S/SS	Steel / Stainless Steel	BFHO15X24S-S



BFHO15X24A/A with Cast Aluminum Deck Ring



BFHO15X24A/S with Galvanized Steel Deck Ring

When ordering please specify:

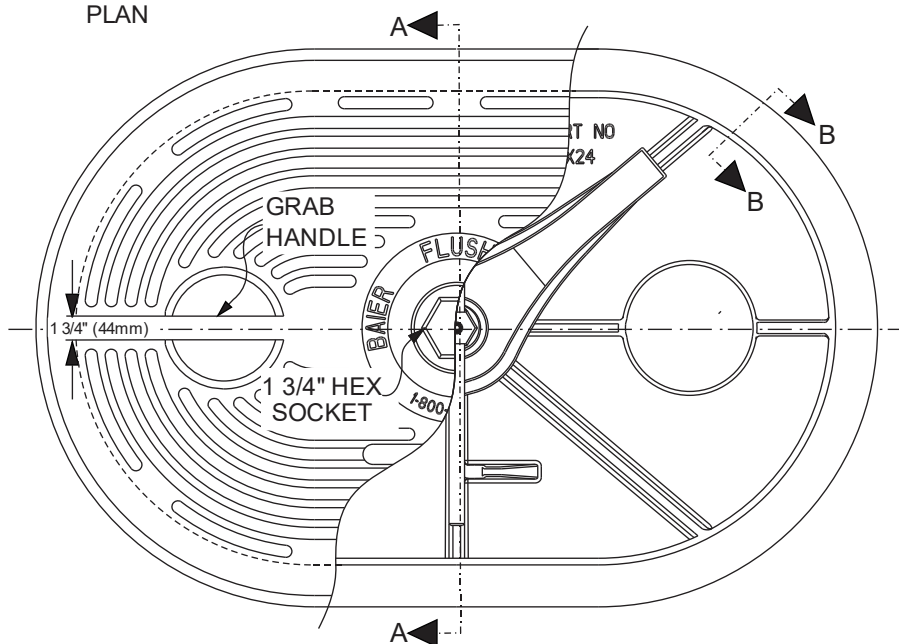
Cover Material:  
cast aluminum or  
galvanized steel  
Ring Material:  
cast aluminum,  
galvanized steel or  
stainless steel



Hatch Covers Available Separately



# PLAN

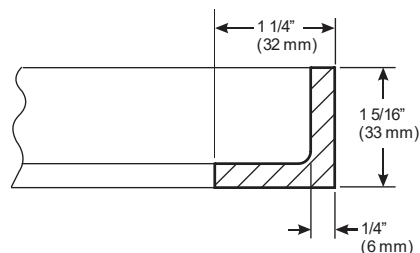
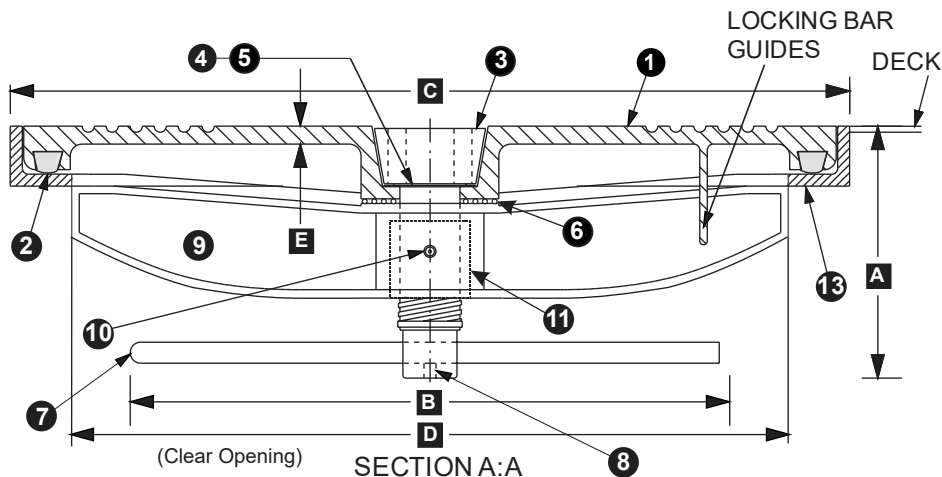


## BILL OF MATERIAL: 08862-101

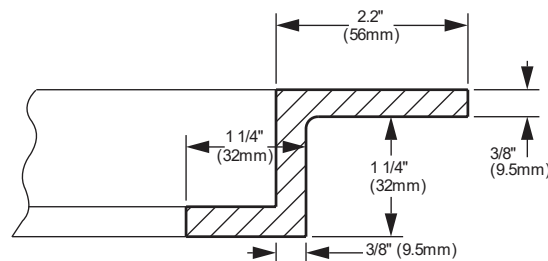
#	DESCRIPTION	MAT	P/N
Cover Kit (parts & kits below AL, ST) BFHO15x24A, S			
1	COVER	AL, ST	08861-103A, B
2	GASKET	BUNA	08861-702A
Centerbolt Kit (parts below) UP-CB-HEX-SS-KIT			
3	BOLT (1 1/2" Ø)	SS	08861-204A
4	WASHER	SS	08861-205A
5	WASHER	BUNA	08861-701A
6	SPRING	SS	08861-805A
7	ROD (1/2" Ø)	ST	08862-205A
8	ALLEN SET SCREW	SS	06122-801B
Strongback Kit (parts below AL, ST) BSB16-1/2			
9	STRONGBACK	AL, ST	08861-108A, B
10	LUBE ZERK	ZNST	08790-803A
11	THREADED INSERT	BR	08861-209B
12	WRENCH	GALV	UP-WRNC-HEX-ST
13	DECK RING AL	AL	08861-203A
13	DECK RING ST	ST	08861-207A
13	DECK RING SS	SS	08861-207C
13	DECK RING BLACK	SB	08861-207B

MATERIAL KEY		SS - STAINLESS STEEL
AL	ALUMINUM	ZNST - ZINC PLATED ST
ST	GALV. STEEL	BR - BRONZE
SB	BLACK STEEL	BUNA - NITRILE RUBBER

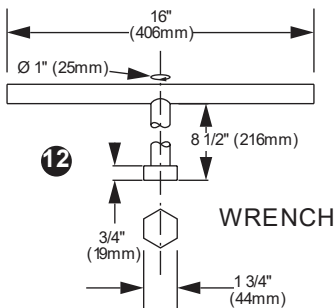
NOTE: BUTT WELD ON STEEL AND ALUMINUM DECKS.  
BOLT DOWN ON WOOD AND FIBERGLASS DECKS  
(FLANGES SUPPLIED BLIND - SHIPYARD TO DRILL TO SUIT)



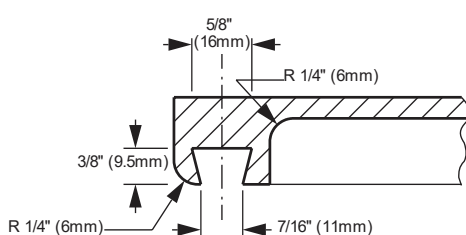
GALVANIZED STEEL  
DECK RING



CAST ALUMINUM  
DECK RING



WRENCH



GASKET GROOVE,  
SECTION B:B

HATCH WEIGHTS LBS. (KGS)	
Model Number	BFHO15x24
Material	AL ST
Cover	27 (12.3) 77 (35)
Deck Ring	12 (5.4) 10 (4.5)

IMPORTANT: WHEN ORDERING,  
PLEASE SPECIFY OUTSIDE  
DIAMETER (C) OR CLEAR  
OPENING (D). UNITS ARE  
IDENTIFIED BY CLEAR OPENING.

		DIMENSIONS INCHES (mm)					
Model Number		A	B	C(L)	C(W)	D(L)	D(W)
BFHO15X24		5 1/2 (140)	12 1/2 (318)	26 5/8 (676)	17 5/8 (447)	24 (610)	15 (381)



**BAIER FLUSH HATCH**  
LIFT-OUT PLAIN DOGGED TYPE  
WITH GRAB HANDLES  
TYPE "C" POSITIVE LOCKING  
**MODEL: BFHO15X24**

DWG. NO. 541



### **BFHHO15X24 - Flush Deck Hinged Hatch | Hex Centerbolt | Oval 15" X 24" | Aluminum, Steel**

The popular "Classic" Baier Flush Hatch™ is the flush-mounted, quick release, lift-out hatch with grab handles as shown. It has long been standard equipment on fish boats, tugs, barges, workboats, and other marine vessels, as well as many U.S. Navy and U.S. and Canadian Coast Guard vessels.

#### **FEATURES**

- Cast Hatch Cover
- Cast Strongback
- Stainless Steel Hex Centerbolt and hardware
- Neoprene Cover Gasket and Washers (Buna-N optional)
- Cast / fabricated matching Deck Ring
- Every unit shipped with an underside escape turning bar for safety (turning wheel optional)
- Detachable Hex wrench used for quick operation, can be stored separately for security



#### **STRENGTH, SIMPLICITY and SECURITY**

The ultimate in strength and simplicity, Baier's original patented strongback system has only two moving parts to secure the hatch cover to the deck. It is superior to other more complicated hatch closure systems in that it is simpler, stronger, more reliably watertight, infinitely adjustable from topside, and more easily serviced (parts are readily available and replaced in the field). Importantly, the recessed hex centerbolt and grab handles offer no snags for nets, lines or hardware.

#### **MATERIALS**

The Classic Model BFH hatch product line is available in both cast aluminum and cast steel. Baier is the only company to offer steel hatch covers which is stronger, more durable, and more impact resistant when compared to iron hatches, especially in cold climates. All of our Steel Cover assemblies and deck rings are hot dip galvanized for superior corrosion resistance. The deck ring is available in galvanized mild steel (for welding into steel decks), or cast aluminum (for welding into aluminum decks or bolting to fiberglass or wood decks). Cast stainless steel hatches and fabricated stainless deck rings are available by special order.



BFHHO15X24A/A with Cast Aluminum Deck Ring



BFHHO15X24A/A Hinged Operation

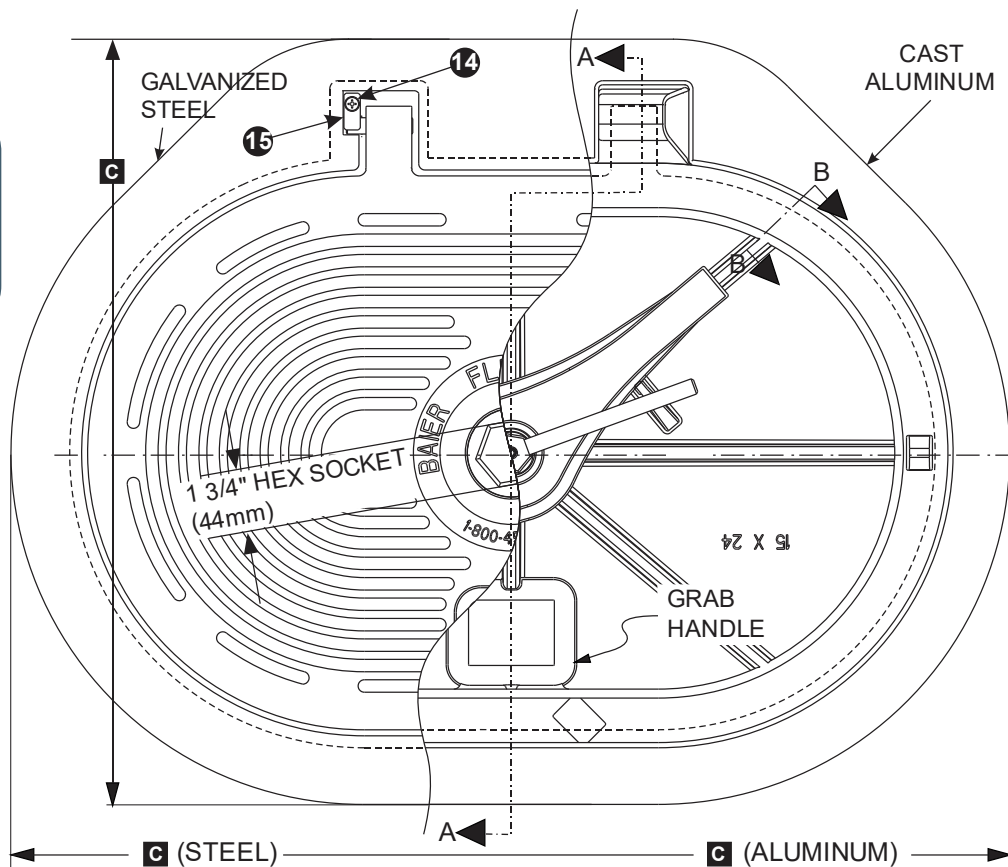
Model	Material	Autocad PDF/DXF
BFHHO15X24A/A	Aluminum / Aluminum	BFHHO15X24A-A
BFHHO15X24A/S	Aluminum / Steel	BFHHO15X24S-S
BFHHO15X24S/S	Steel / Steel	BFHHO15X24S-S

When ordering please specify:

Cover Material:  
cast aluminum or  
galvanized steel  
Ring Material:  
cast aluminum,  
galvanized steel or  
stainless steel



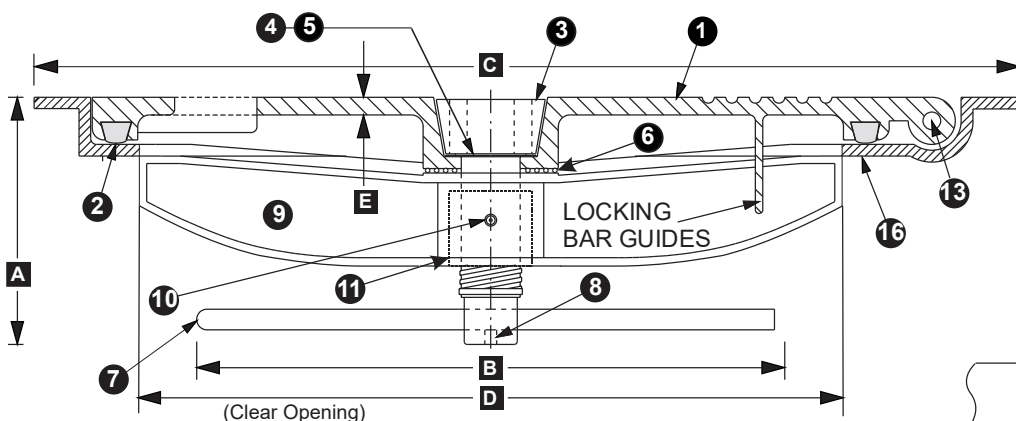
Hatch Covers Available Separately



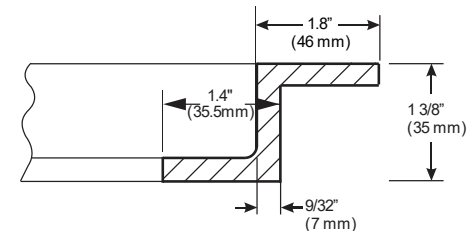
# BILL OF MATERIAL: 08861-161

#	DESCRIPTION	MAT	P/N
Cover Kit (parts & kits below AL, ST)			
1	COVER	AL, ST	08861-163A,B
2	GASKET	BUNA	08861-702A
Centerbolt Kit (parts below)			
3	BOLT (1 1/2" Ø)	SS	08861-204A
4	WASHER	SS	08861-205A
5	WASHER	BUNA	08861-701A
6	SPRING	SS	08861-805A
7	ROD (1/2" Ø)	ST	08862-205A
8	ALLEN SET SCREW	SS	06122-801B
Strongback Kit (parts below AL, ST)			
9	STRONGBACK	AL, ST	08861-108A,B
10	LUBE ZERK	ZNST	08790-803A
11	THREADED INSERT	BR	08861-209B
12	WRENCH	GALV	UP-WRNCH-HEX-ST
Hinge Kit (Parts Below)			
13	(2) PIN 1/2" DIA X 2.03"	SS	08861-804A
14	(2) BRACKET	SS	08861-215A
15	(2) SCREW #12-24 X .5"	SS	08861-803A
16	DECK RING AL	AL	08861-124A
16	DECK RING ST	ST	08861-124B
MATERIAL KEY		BUNA - NITRILE RUBBER	
AL - ALUMINUM		ZNST - ZINC PLATED ST	
ST - GALV. STEEL		BR - BRONZE	
SS - STAINLESS STEEL			

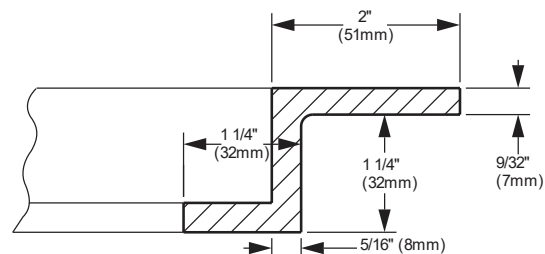
NOTE: BUTT WELD ON STEEL AND ALUMINUM DECKS. BOLT DOWN ON WOOD AND FIBERGLASS DECKS (FLANGES SUPPLIED BLIND - SHIPYARD TO DRILL TO SUIT)



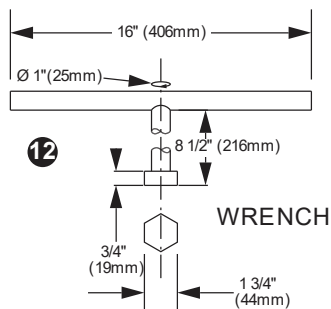
SECTION A:A



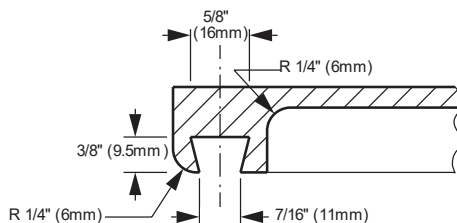
GALVANIZED STEEL DECK RING



CAST ALUMINUM DECK RING



WRENCH



GASKET GROOVE, SECTION B:B

HATCH WEIGHTS LBS. (KGS)		
Model Number	BFHHO15x24	
Material	AL	ST
Cover	32 (14.5)	72 (33)
Deck Ring	11 (5)	29 (13)

IMPORTANT: WHEN ORDERING, PLEASE SPECIFY OUTSIDE DIAMETER (C) OR CLEAR OPENING (D). UNITS ARE IDENTIFIED BY CLEAR OPENING.

Model Number	DIMENSIONS INCHES (mm)					
	A	B	C (ST)	C (AL)	D	E
BFHHO15X24	5 1/4 (133)	12 1/2 (318)	29 7/8 x 22 1/2 (759 x 571)	30 9/16 x 23 7/16 (776 x 595)	24 x 15 (610 x 381)	.40 (10)

1-800-455-3917  
206-632-2441 (FAX)  
sales@baiermarine.com

Marine Company, Inc.

**BAIER FLUSH HATCH**  
HINGED DOGGED TYPE WITH  
GRAB HANDLES  
TYPE "C" POSITIVE LOCKING  
**MODEL: BFHHO15X24**

DWG. NO. 543-1



# T-Handle Strongback Flush Hatches

---



### BFHRT8 - Flush Hatch | Pull-up T-Handle | Round 8" | Aluminum

This popular strongback hatch design series adds the convenience of a built-in recessed Stainless Steel T-handle to the flush-mounted, quick release, lift-out hatch. The design is especially popular on aluminum boats, fishing and other workboats, as well as many U.S. Navy and U.S. and Canadian Coast Guard vessels.

#### FEATURES

##### Unique:

- Cast Hatch Cover (unique no grab handles)  
Stainless Steel Centerbolt and hardware  
Built-in Stainless Steel T-Handle used for quick engagement as well as lifting  
Turning wheel optional

##### Shared With Classic HEX-Bolt Series:

- Cast Strongback  
Cast / fabricated matching Deck Ring  
Neoprene Cover Gasket and Washers (Buna-N optional)  
Every unit shipped with an underside escape turning bar for safety



#### STRENGTH, SIMPLICITY and CONVENIENCE

The T-Handle Strongback system has only three moving parts to secure the hatch cover to the deck. Like the Classic HEX it is simple, strong, reliably watertight, infinitely adjustable from topside, and easily serviced (parts are readily available and replaced in the field).

#### MATERIALS

The T-Handle Strongback hatch cover product line is available only in cast aluminum. The deck rings used are the same as the Classic HEX and are available in galvanized mild steel (for welding into steel decks), or cast aluminum (for welding into aluminum decks or bolting to fiberglass or wood decks). Stainless deck rings are available by special order.

Model Number	Material - Hatch / Deck Ring	Autocad PDF/DXF/XML
BFHRT8A/A	Aluminum / Aluminum	<a href="#">BFHRT8A-A DXF (ZIP)</a>
BFHRT8A/S	Aluminum / Steel	BFHRT8A-S

When ordering please specify:

Cover Material:  
cast aluminum only

Ring Material:  
cast aluminum,  
galvanized steel,  
or stainless steel.



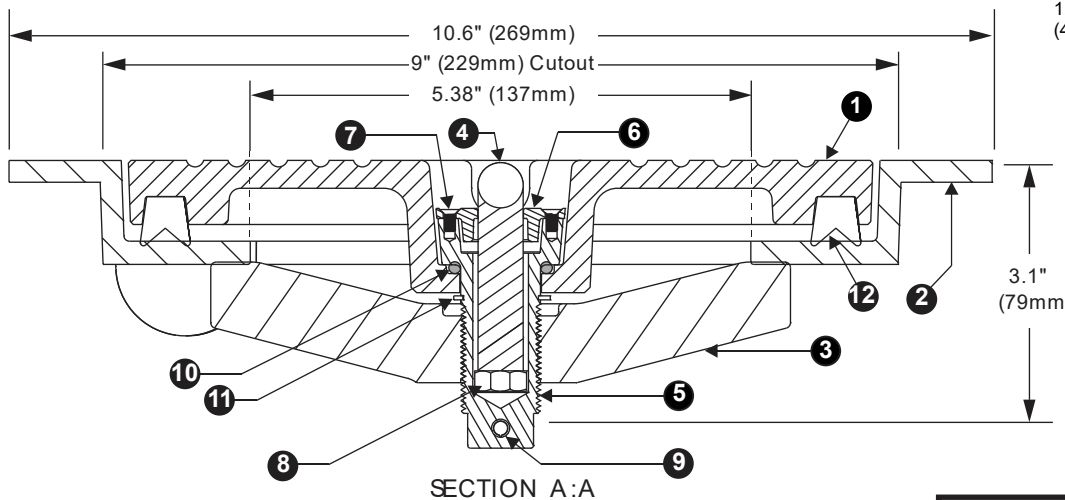
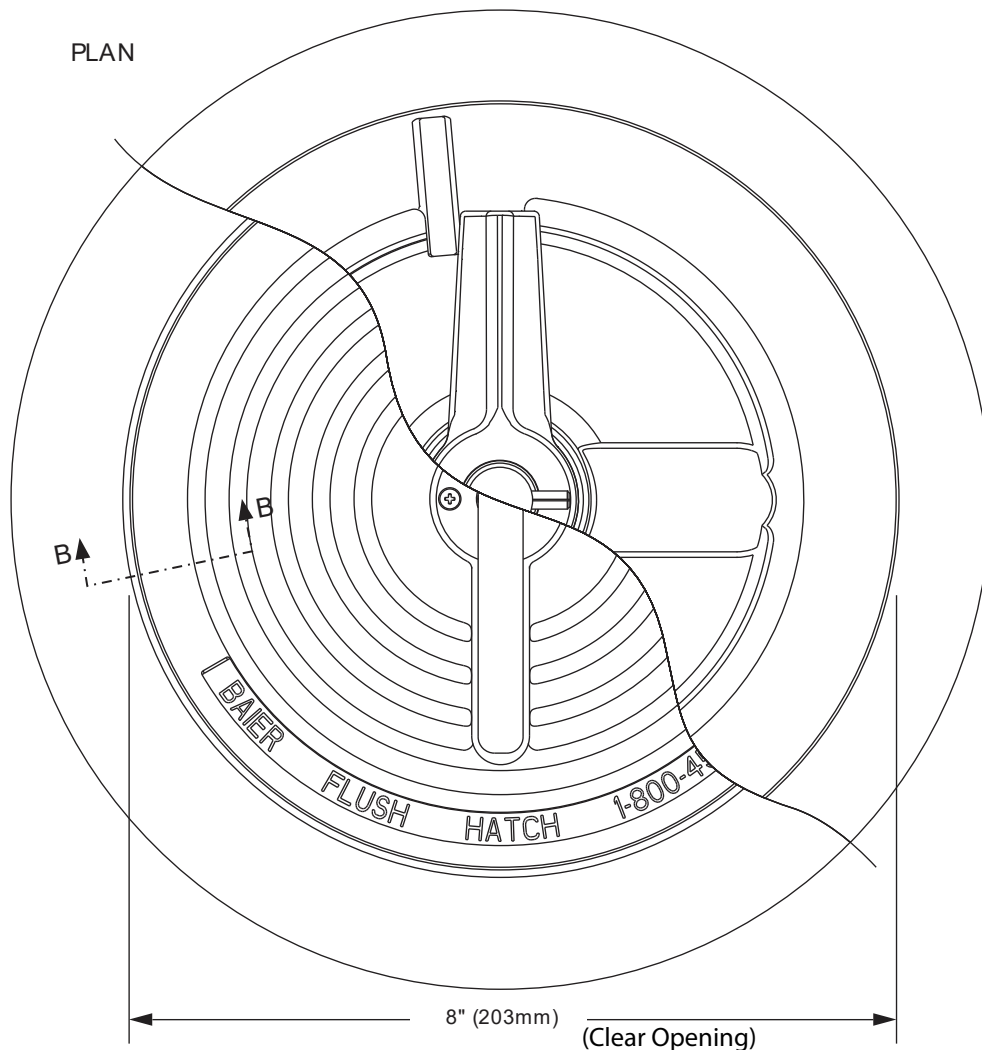
Hatch Covers Available Separately



BFHRT8A/A with Cast Aluminum Deck Ring



PLAN

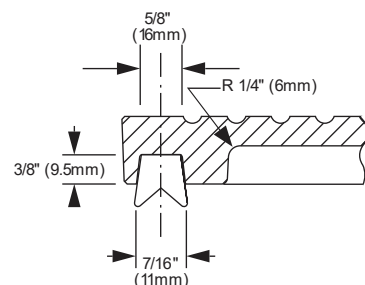


# BILL OF MATERIAL: 08863-110A

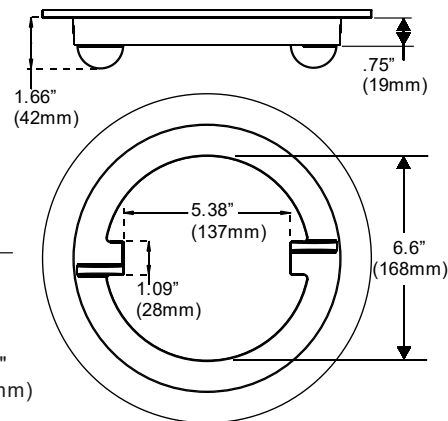
#	DESCRIPTION	MAT	P/N
1	COVER	AL	08863-108A
2	DECK RING	AL, ST	08863-213A, B
3	STRONGBACK	AL	08863-217A
4	T-HANDLE	SS	08863-402A
5	CENTER BOLT	SS	08863-216A
6	COVER PLATE	SS	WITH T-HNDL
7	(4) SCREW M3 x .5	SS	08863-803A
8	BOLT, M8	SS	WITH T-HNDL
9	PIN 5mm x 35 mm	SS	08863-802A
10	O-RING	BUNA	08863-706A
11	RETAINER RING	SS	08863-806A
12	GASKET	BUNA	08863-707A

MATERIAL KEY	BUNA - NITRILE RUBBER
AL - ALUMINUM	ZNST - ZINC PLATED ST
ST - GALV. STEEL	BR - BRONZE
SS - STAINLESS STEEL	

NOTE: BUTT WELD ON STEEL AND ALUMINUM DECKS. BOLT DOWN ON WOOD AND FIBERGLASS DECKS (FLANGES SUPPLIED BLIND - SHIPYARD TO DRILL TO SUIT)



GASKET GROOVE, SECTION B:B



HATCH WEIGHTS LBS. (KGS)		
Model Number	BFHRT8	
Material	AL	ST
Cover	3.5 (1.6)	N/A
Deck Ring	3 (1.4)	5.5 (2.5)

**BAIER** Marine Company, Inc.  
 1-800-455-3917  
 206-632-2441 (FAX)  
 sales@baiermarine.com

## **BAIER FLUSH HATCH** LIFT-OUT PLAIN DOGGED TYPE WITH BUILT-IN T-HANDLE TYPE "C" POSITIVE LOCKING **MODEL BFHRT8**

DWG. NO. 08863-110A

### BFHRT20 - Flush Hatch | Pull-up T-Handle | Round 20" | Aluminum

This popular strongback hatch design series adds the convenience of a built-in recessed Stainless Steel T-handle to the flush-mounted, quick release, lift-out hatch. The design is especially popular on aluminum boats, fishing and other workboats, as well as many U.S. Navy and U.S. and Canadian Coast Guard vessels.

#### FEATURES

##### Unique:

- Cast Hatch Cover (unique no grab handles)
- Stainless Steel Centerbolt and hardware
- Built-in Stainless Steel T-Handle used for quick engagement as well as lifting
- Turning wheel optional

##### Shared With Classic HEX-Bolt Series:

- Cast Strongback
- Cast / fabricated matching Deck Ring
- Neoprene Cover Gasket and Washers (Buna-N optional)
- Every unit shipped with an underside escape turning bar for safety



#### STRENGTH, SIMPLICITY and CONVENIENCE

The T-Handle Strongback system has only three moving parts to secure the hatch cover to the deck. Like the Classic HEX it is simple, strong, reliably watertight, infinitely adjustable from topside, and easily serviced (parts are readily available and replaced in the field).

#### MATERIALS

The T-Handle Strongback hatch cover product line is available only in cast aluminum. The deck rings used are the same as the Classic HEX and are available in galvanized mild steel (for welding into steel decks), or cast aluminum (for welding into aluminum decks or bolting to fiberglass or wood decks). Stainless deck rings are available by special order.

Model Number	Material - Hatch / Deck Ring	Autocad PDF/DXF/XML
BFHRT20A/A	Aluminum / Aluminum	<a href="#">BFHRT20A-A DXF (ZIP)</a>
BFHRT20A/S	Aluminum / Steel	<a href="#">BFHRT20A-S DXF (ZIP)</a>
BFHRT20A/SS	Aluminum / Stainless Steel	<a href="#">BFHRT20A-SS DXF (ZIP)</a>



BFHRT20A/A with Cast Aluminum Deck Ring

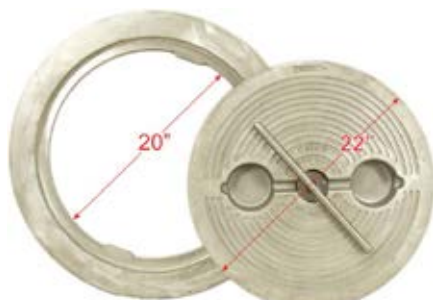


BFHRT20A/S with Galvanized Steel Deck Ring

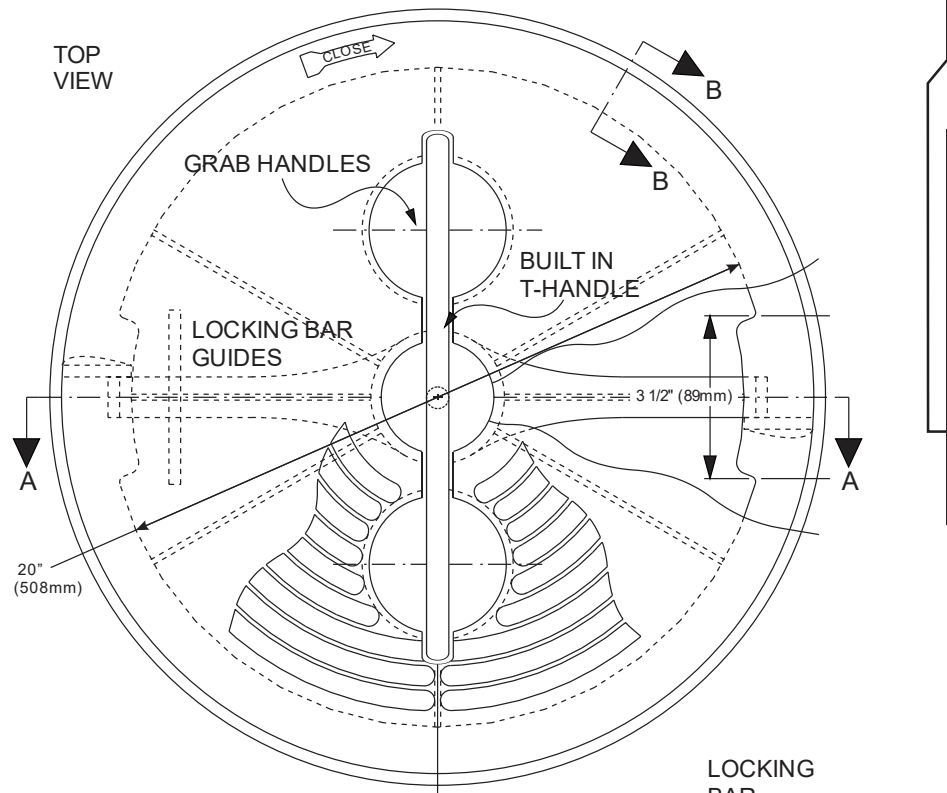
When ordering please specify:

Cover Material:  
cast aluminum  
only

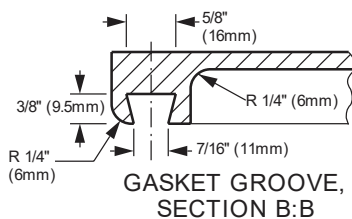
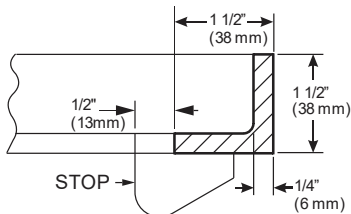
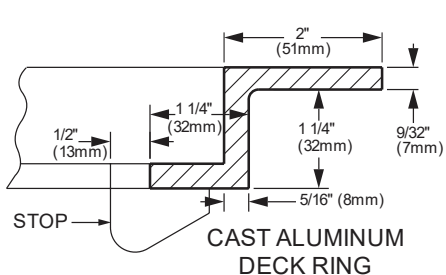
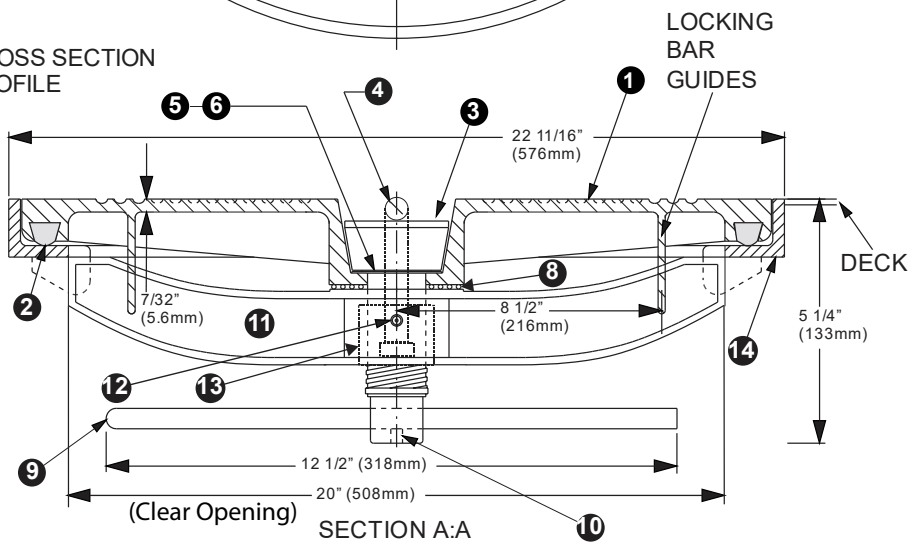
Ring Material:  
cast aluminum,  
galvanized steel,  
or stainless steel.



Hatch Covers Available Separately



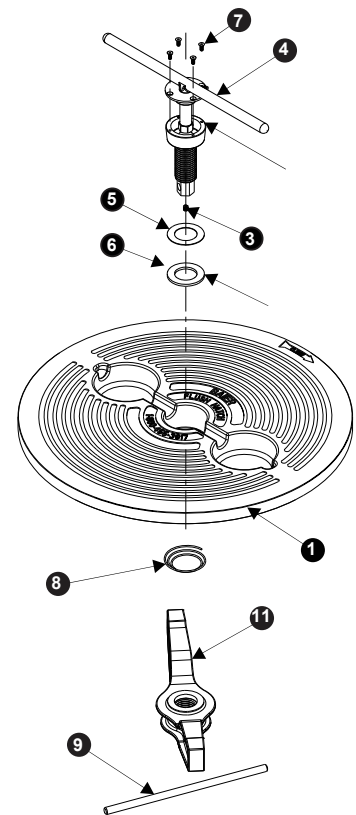
CROSS SECTION PROFILE



## BILL OF MATERIAL: 08861-131

#	DESCRIPTION	MAT	P/N
Cover Kit (parts & kits below AL)			08861-132A
1	COVER	AL	08861-133A
2	GASKET	BUNA	08861-702A
Centerbolt Kit (parts below)			UP-CB-THNDL-SS
3	BOLT (1 1/2" Ø)	SS	08861-214A
4	T-HANDLE KIT	SS	08862-117A
5	WASHER	SS	08862-206A
6	WASHER	BUNA	08861-701A
7	(4) SCREW 10-24x.5	SS	08861-801A
8	SPRING	SS	08861-805A
9	ROD (1/2" Ø)	ST	08862-205A
10	ALLEN SET SCREW	SS	06122-801B
Strongback Kit (parts below AL)			BSB20TH-A
11	STRONGBACK	AL	08861-138A
12	LUBE ZERK	ZNST	08790-803A
13	THREADED INSERT	BR	08861-209B
14	DECK RING AL	AL	08861-233A
14	DECK RING ST	ST	08861-297A
14	DECK RING SS	SS	08861-297C
14	DECK RING BLACK	SB	08861-297B

<b>MATERIAL KEY</b>	<b>SS - STAINLESS STEEL</b>
<b>AL - ALUMINUM</b>	<b>ZNST - ZINC PLATED ST</b>
<b>ST - GALV. STEEL</b>	<b>BR - BRONZE</b>
<b>SB - BLACK STEEL</b>	<b>BUNA - NITRILE RUBBER</b>



IMPORTANT: WHEN ORDERING, PLEASE SPECIFY OUTSIDE DIAMETER (C) OR CLEAR OPENING (D). UNITS ARE IDENTIFIED BY CLEAR OPENING.

HATCH WEIGHTS LBS. (KGS)		
Model Number	BFHRT20	
Material	AL	ST
Cover	30 (13.6)	N/A
Deck Ring	11 (5)	11 (5)

**BAIER** Marine Company, Inc.  
1-800-455-3917  
206-632-2441 (FAX)  
sales@baiermarine.com

**BAIER FLUSH HATCH**  
LIFT-OUT PLAIN DOGGED TYPE  
WITH BUILT-IN T-HANDLE  
TYPE "C" POSITIVE LOCKING  
**MODEL BFHRT20**

DWG. NO. 200



### BFHOTH15X24 - Flush Hatch | Pull-up T-Handle | Oval 15" X 24" | Aluminum

This popular strongback hatch design series adds the convenience of a built-in recessed Stainless Steel T-handle to the flush-mounted, quick release, lift-out hatch. The design is especially popular on aluminum boats, fishing and other workboats, as well as many U.S. Navy and U.S. and Canadian Coast Guard vessels.

#### FEATURES

##### Unique:

- Cast Hatch Cover (unique no grab handles)
- Stainless Steel Centerbolt and hardware
- Built-in Stainless Steel T-Handle used for quick engagement as well as lifting
- Turning wheel optional

##### Shared With Classic HEX-Bolt Series:

- Cast Strongback
- Cast / fabricated matching Deck Ring
- Neoprene Cover Gasket and Washers (Buna-N optional)
- Every unit shipped with an underside escape turning bar for safety



#### STRENGTH, SIMPLICITY and CONVENIENCE

The T-Handle Strongback system has only three moving parts to secure the hatch cover to the deck. Like the Classic HEX it is simple, strong, reliably watertight, infinitely adjustable from topside, and easily serviced (parts are readily available and replaced in the field).

#### MATERIALS

The T-Handle Strongback hatch cover product line is available only in cast aluminum. The deck rings used are the same as the Classic HEX and are available in galvanized mild steel (for welding into steel decks), or cast aluminum (for welding into aluminum decks or bolting to fiberglass or wood decks). Stainless deck rings are available by special order.

Model Number	Material - Hatch / Deck Ring	Autocad PDF/DXF/XML
BFHOTH15X24A/A	Aluminum / Aluminum	<a href="#">BFHOTH15X24A-A DXF (ZIP)</a>
BFHOTH15X24A/S	Aluminum / Steel	BFHOTH15X24A-S
BFHOTH15X24A/SS	Aluminum / Stainless Steel	BFHOTH15X24A-SS



BFHOTH15X24A/A with Cast Aluminum Deck Ring



BFHOTH15X24A/S with Galvanized Steel Deck Ring

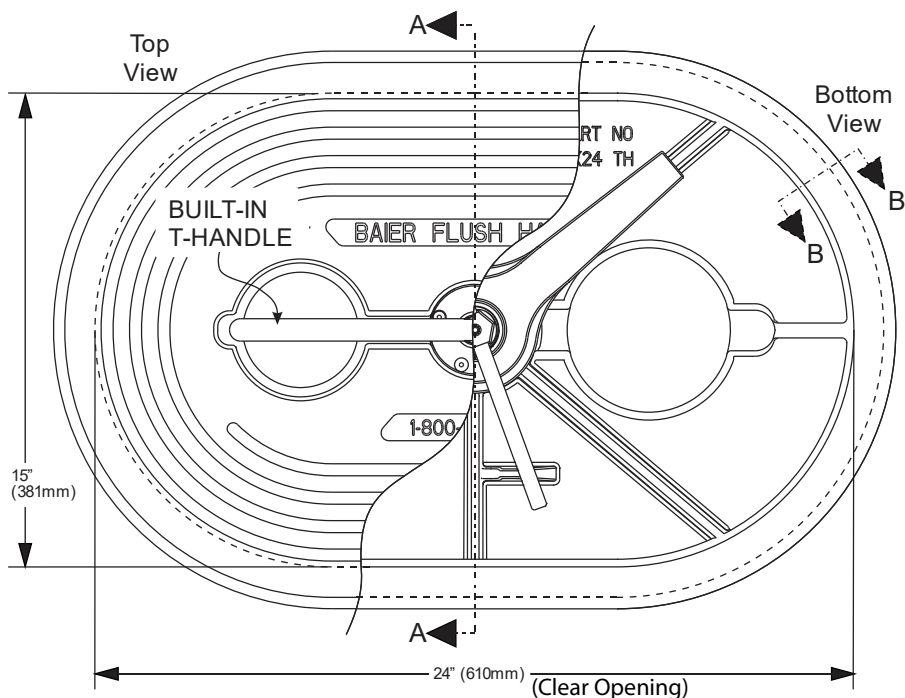
When ordering please specify:

Cover Material:  
cast aluminum  
only

Ring Material:  
cast aluminum,  
galvanized steel,  
or stainless steel.



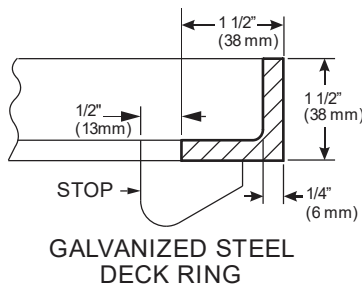
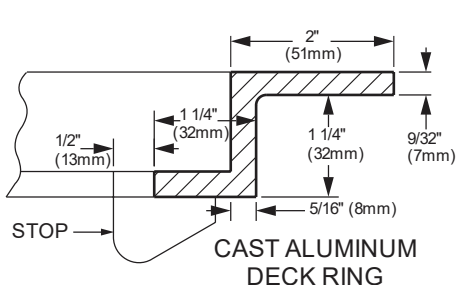
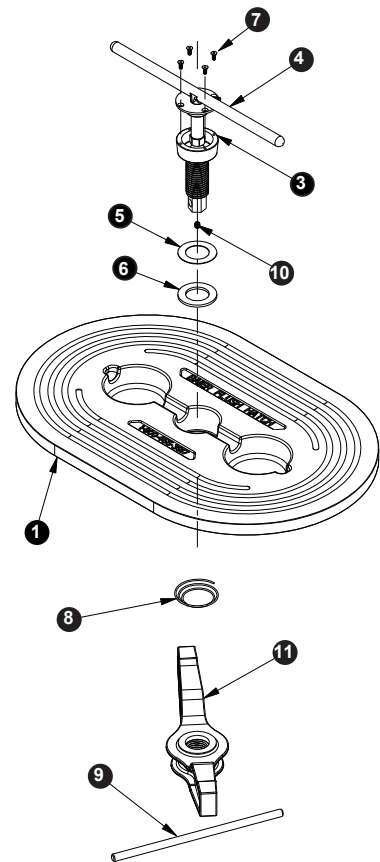
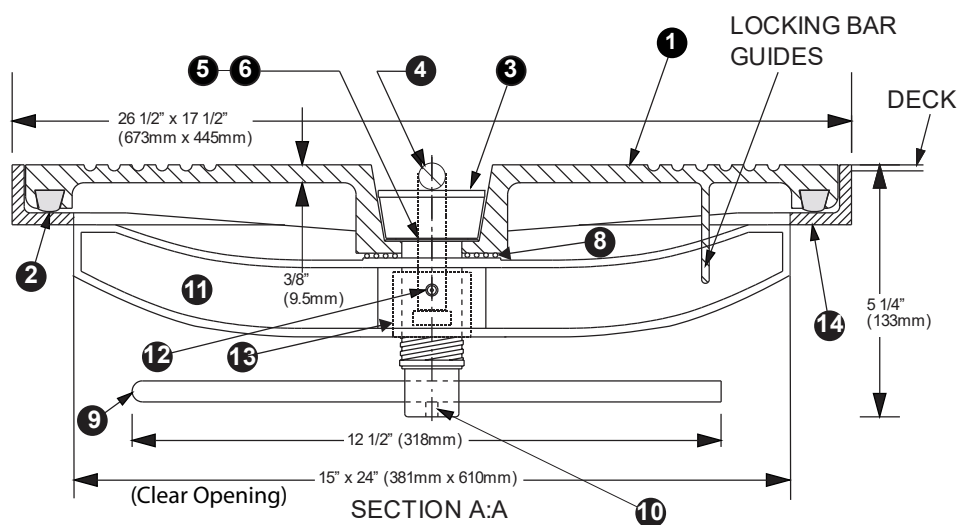
Hatch Covers Available Separately



## BILL OF MATERIAL: 08861-111

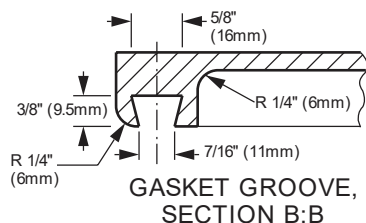
#	DESCRIPTION	MAT	P/N
Cover Kit (parts & kits below AL)			08861-112A
1	COVER	AL	08861-113A
2	GASKET	BUNA	08861-702A
Centerbolt Kit (parts below)			UP-THNDL-SS
3	BOLT (1 1/2" Ø)	SS	08861-214A
4	T-HANDLE ASSY	SS	08862-117A
5	WASHER	SS	08861-206A
6	WASHER	BUNA	08861-701A
7	(4) SCREW 10-24x.5	SS	08861-801A
8	SPRING	SS	08861-805A
9	ROD (1/2" Ø)	ST	08861-205A
10	ALLEN SET SCREW	SS	06122-801B
Strongback Kit (parts below AL)			BSB15X24TH
11	STRONGBACK KIT	AL	08861-128A
12	LUBE ZERK	ZNST	08790-803A
13	THREADED INSRT	BR	08861-209B
Deck Rings (Material Specific)			
14	DECK RING AL	AL	08861-203A
14	DECK RING ST	ST	08861-207A
14	DECK RING SS	SS	08861-207C
14	DECK RING BLACK	SB	08861-207B

MATERIAL KEY	SS - STAINLESS STEEL
AL - ALUMINUM	ZNST - ZINC PLATED ST
ST - GALV. STEEL	BR - BRONZE
SB - BLACK STEEL	BUNA - BUNA RUBBER



IMPORTANT: WHEN ORDERING, PLEASE SPECIFY OUTSIDE DIAMETER (C) OR CLEAR OPENING (D). UNITS ARE IDENTIFIED BY CLEAR OPENING.

HATCH WEIGHTS LBS. (KGS)	
Model Number	BFHO15X24 TH
Material	AL
Cover	31 (14)
Deck Ring	9 (4.1)



**BAIER** Marine Company, Inc.  
 1-800-455-3917  
 206-632-2441 (FAX)  
 sales@baiermarine.com

**BAIER FLUSH HATCH**  
 LIFT-OUT DOGGED TYPE WITH  
 BUILT-IN T-HANDLE  
 TYPE "C" POSITIVE LOCKING  
**MODEL BFHOTH15x24**

DWG. NO. 500



# Quick-Acting 4-Dog Hatches



### BFHQTH20 - Watertight Flush Hatch | Quick Acting | Round 20" | Aluminum

These light-weight, quick-acting 4-dog models are ideal for high-traffic closures where speed and ease are paramount, and/or where positive engagement must be visually verifiable at a glance. The design is especially popular on aluminum boats, fishing and other workboats, as well as many U.S. Navy and U.S. and Canadian Coast Guard vessels.

#### FEATURES

##### Unique

- Adjustable Dog Tensioners that provide equal tension on all points ensure a water-tight seal
- Built-in "Never Lose" handle
- A simple 1/8th-turn of the handle provides smooth, easy and secure engagement
- Thicker Dog Arms for superior strength
- Positive visual verification: When the handle is down, the hatch is secured
- Inside escape bar on all units (optional inside turning wheel available)
- Subtle design improvements make the BFHQ stronger, more watertight than our competitors' similar units

##### Shared With Classic HEX-Bolt Series:

- Cast from high-grade corrosion-resistant 356 aluminum alloy (ASTM B26)
- Maximum durability, stronger deck strength and impact resistance
- Stainless steel T-handle and operating hardware
- Dissimilar metals isolated by neoprene and nylon

##### WATERTIGHT

- Machined surfaces and superior casting processes control tolerances
- Neoprene cover gasket and sealing ring ensure tight seal



#### MATERIALS

Currently, the 4-dog BFHQ series hatch cover assemblies are available only in cast aluminum. However, the deck rings for the BFHQ are the same size as the Strongback models, and are available in galvanized mild steel or cast aluminum. Stainless Steel deck rings are available by special order.



This hatch is ABS Certified for use on ABS classed vessels or facilities by the American Bureau of shipping.



BFHQTH20A/A with Cast Aluminum Deck Ring

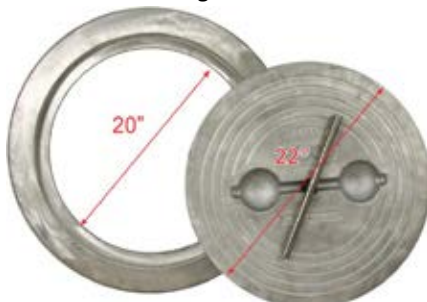


BFHQTH20A/A with Optional Handwheel

When ordering please specify:

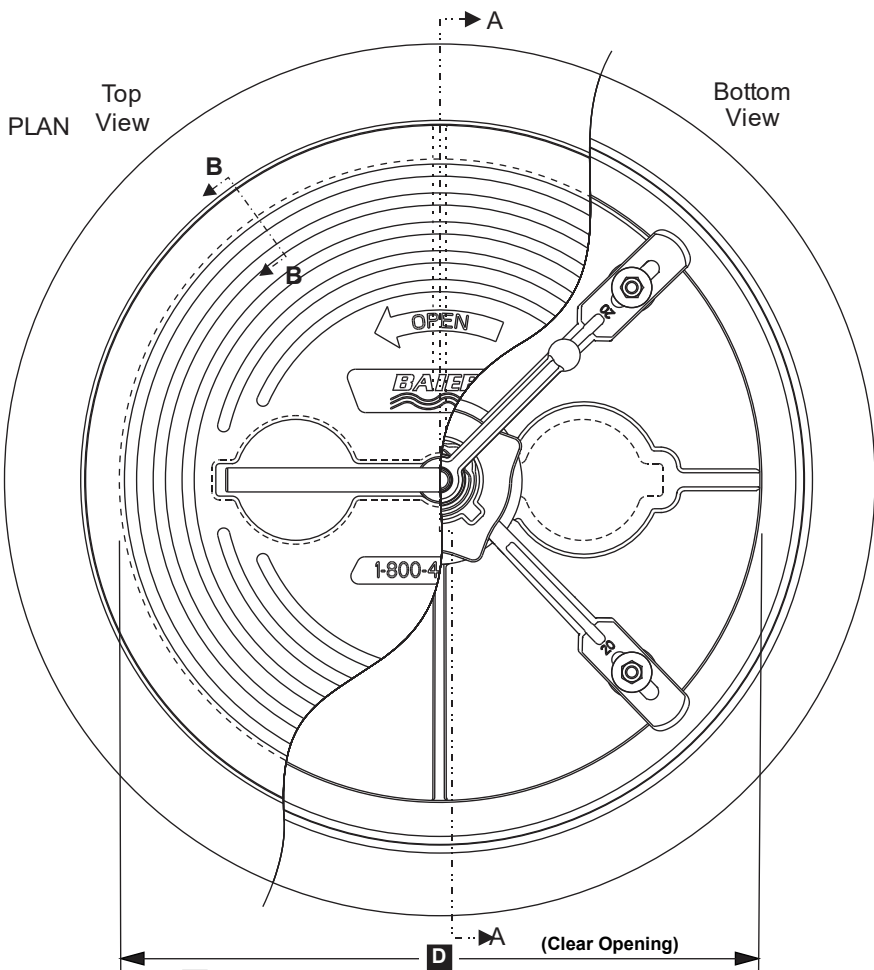
Cover Material:  
cast aluminum  
only

Ring Material:  
cast aluminum,  
galvanized steel,  
or stainless steel.



Hatch Covers Available Separately

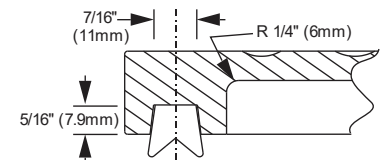
Model Number	Material - Hatch / Deck Ring	Autocad PDF/DXF/XML
BFHQTH20A/A	Aluminum / Aluminum	<a href="#">BFHQTH20A-A DXF (ZIP)</a>
BFHQTH20A/S	Aluminum / Steel	
BFHQTH20A/SS	Aluminum / Stainless Steel	



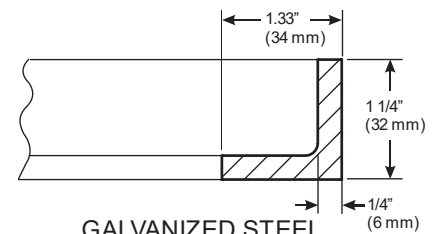
# BILL OF MATERIAL: 08864-105

#	DESCRIPTION	MAT	P/N
1	COVER	AL	08864-201A
2	DOG HUB ASSY	AL	08864-102A
3	(4) DOG ARM	AL	08864-209A
4	GASKET	BUNA	08864-703A
5	BUSHING	SS	08864-804A
6	O-RING	BUNA	08864-702A
7	T-HANDLE	SS	08864-401A
8	DECK RING AL	AL	08864-210A
8	DECK RING ST	ST	08864-207A
9	ESCAPE HANDLE	AL	08864-213A
10	HANDLE PIN	SS	08864-801A
11	(4) THREADED POST	SS	08864-802A
12	(4) WASHER	SS	08864-805A
13	(4) WASHER	UP	08864-803A
14	(4) NYLOCK NUT M10	SS	08864-807A

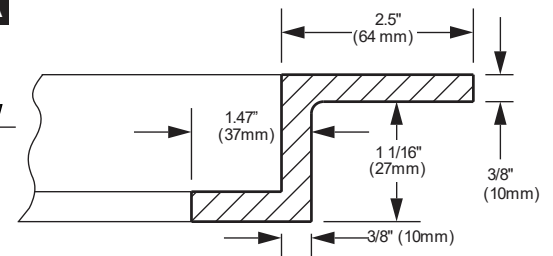
MATERIAL KEY	
AL	- ALUMINUM
ST	- GALV. STEEL
SS	- STAINLESS STEEL
UP	- UHMW POLY
BUNA	- NITRILE RUBBER



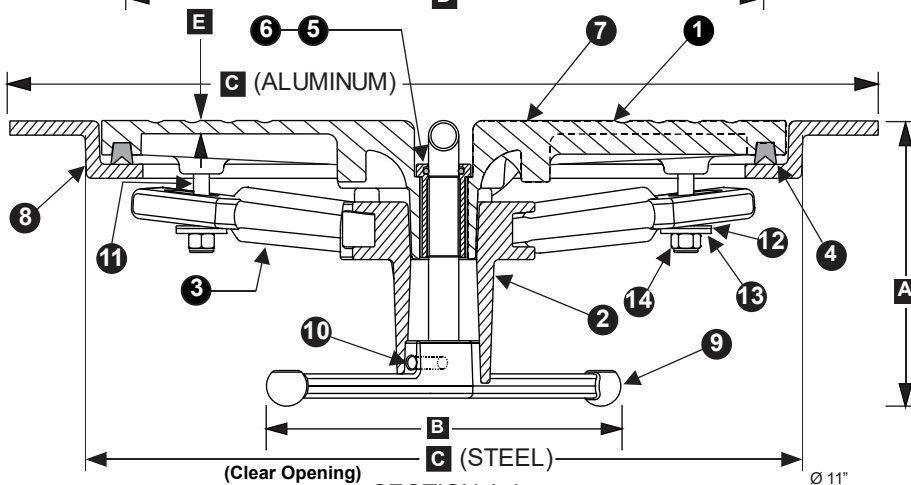
GASKET GROOVE,  
SECTION B:B



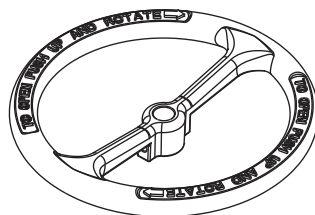
GALVANIZED STEEL  
DECK RING



CAST ALUMINUM  
DECK RING



SECTION A:A



OPTIONAL: ESCAPE HANDWHEEL  
(REPLACES ESCAPE HANDLE)

IMPORTANT: WHEN ORDERING, PLEASE SPECIFY  
OUTSIDE DIAMETER (C) OR CLEAR OPENING (D).  
UNITS ARE IDENTIFIED BY CLEAR OPENING.

HATCH WEIGHTS LBS. (KGS)			
Model Number	BFHQTH20		
Material	AL	ST	
Cover	27 (12.2)	N/A	
Deck Ring	10 (4.5)	11 (5)	

Model Number	DIMENSIONS INCHES (mm)					
	A	B	C (ST)	C (AL)	D	E
BFHQTH20	7 1/16 (179)	12 (305)	22 11/16 (576)	27 3/16 (691)	20 (508)	5/16 (8)



**BAIER FLUSH HATCH**  
LIFT-OUT MULTI-DOGGED TYPE  
WITH BUILT-IN T-HANDLE  
TYPE "D" QUICK ACTING  
POSITIVE LOCK  
**MODEL BFHQTH20**

DWG. 08864-105

### BFHQTH15X24 - Watertight Hatch | Quick Acting | Oval 15" X 24" | Aluminum

These light-weight, quick-acting 4-dog models are ideal for high-traffic closures where speed and ease are paramount, and/or where positive engagement must be visually verifiable at a glance. The design is especially popular on aluminum boats, fishing and other workboats, as well as many U.S. Navy and U.S. and Canadian Coast Guard vessels.

#### FEATURES

##### Unique

- Adjustable Dog Tensioners that provide equal tension on all points ensure a water-tight seal
- Built-in "Never Lose" handle
- A simple 1/8th-turn of the handle provides smooth, easy and secure engagement
- Thicker Dog Arms for superior strength
- Positive visual verification: When the handle is down, the hatch is secured
- Inside escape bar on all units (optional inside turning wheel available)
- Subtle design improvements make the BFHQ stronger, more watertight than our competitors' similar units

##### Shared with Classic Hex-Bolt Series

- Cast from high-grade corrosion-resistant 356 aluminum alloy (ASTM B26)
- Maximum durability, stronger deck strength and impact resistance
- Stainless steel T-handle and operating hardware
- Dissimilar metals isolated by neoprene and nylon

##### WATERTIGHT

- Machined surfaces and superior casting processes control tolerances
- Neoprene cover gasket and sealing ring ensure tight seal



#### MATERIALS

Currently, the 4-dog BFHQ series hatch cover assemblies are available only in cast aluminum. However, the deck rings for the BFHQ are the same size as the Strongback models, and are available in galvanized mild steel or cast aluminum. Stainless Steel deck rings are available by special order.



This hatch is ABS Certified for use on ABS classed vessels or facilities by the American Bureau of shipping.



BFHQTH15X24A/A with Cast Aluminum Deck Ring



BFHQTH15X24A/A with Optional Handwheel

When ordering please specify:

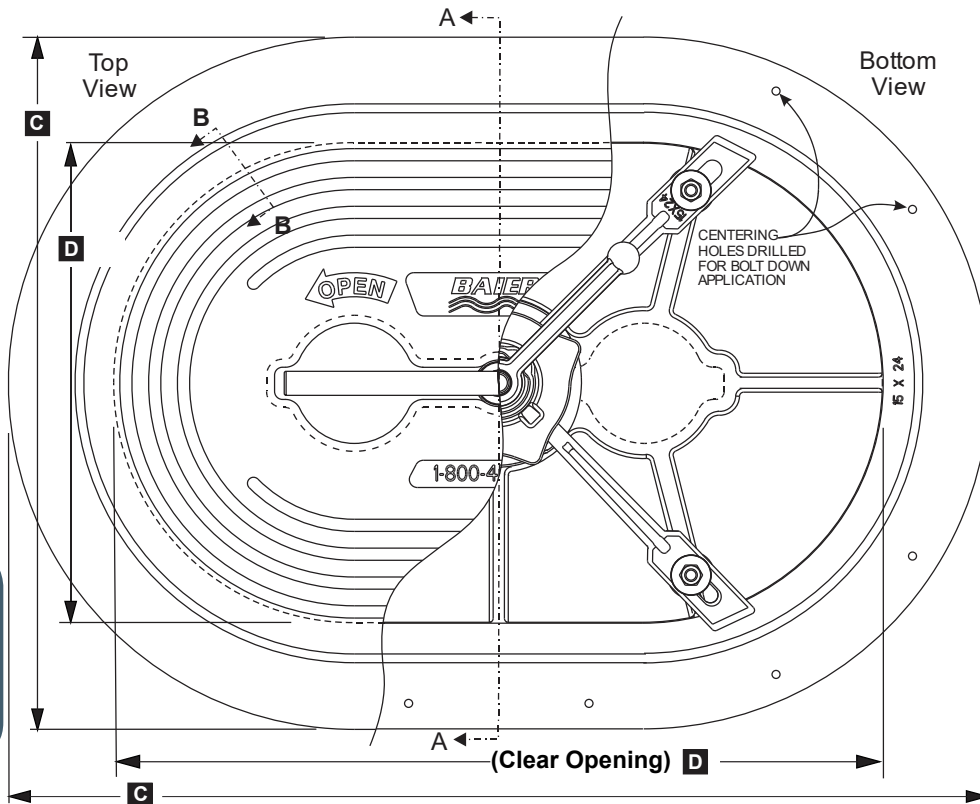
Cover Material:  
cast aluminum only  
Ring Material:  
cast aluminum,  
galvanized steel,  
or stainless steel.



Hatch Covers Available Separately

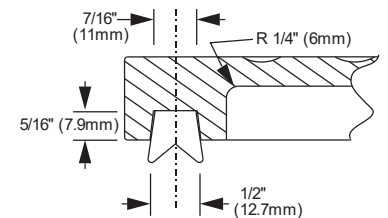
Model Number	Material - Hatch / Deck Ring	Autocad PDF/DXF/XML
BFHQTH15X24A/A	Aluminum / Aluminum	<a href="#">BFHQTH15X24A-A DXF (ZIP)</a>
BFHQTH15X24A/S	Aluminum / Steel	
BFHQTH15X24A/SS	Aluminum / Stainless Steel	



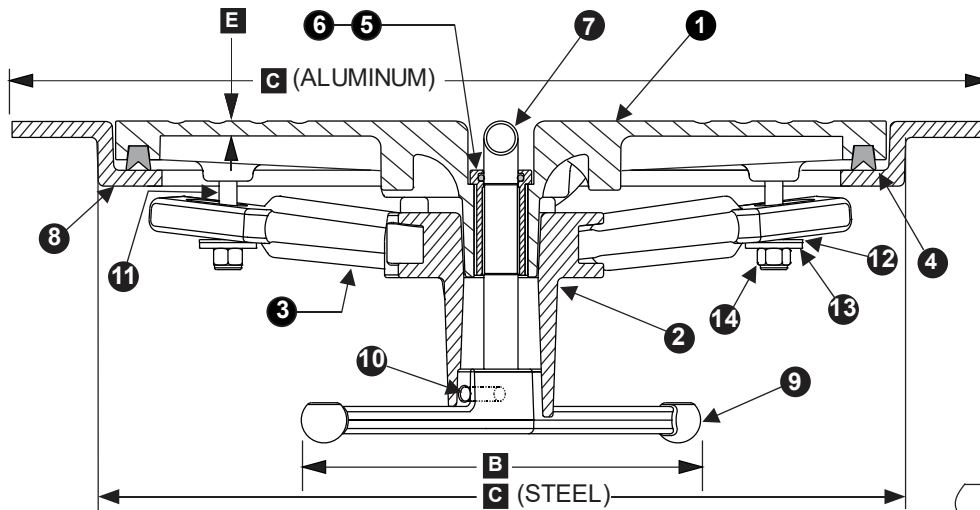


BILL OF MATERIAL: 08864-101			
#	DESCRIPTION	MAT	P/N
1	COVER	AL	08864-201A
2	DOG HUB ASSY	AL	08864-102A
3	(4) DOG ARM	AL	08864-203A
4	GASKET	BUNA	08864-701A
5	BUSHING	SS	08864-804A
6	O-RING	BUNA	08864-702A
7	T-HANDLE	SS	08864-401A
8	DECK RING AL	AL	08861-203A
8	DECK RING ST	ST	08861-207A
9	ESCAPE HANDLE	AL	08864-213A
10	HANDLE PIN	SS	08864-801A
11	(4) THREADED POST	SS	08864-802A
12	(4) WASHER	SS	08864-805A
13	(4) WASHER	UP	08864-803A
14	(4) NYLOCK NUT M10	SS	08864-807A

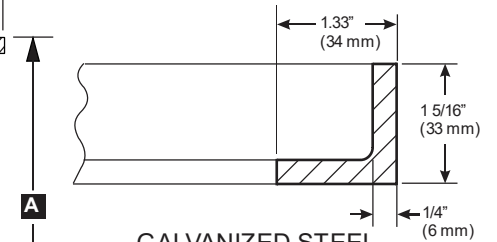
MATERIAL KEY	
AL	- ALUMINUM
ST	- GALV. STEEL
SS	- STAINLESS STEEL
UP	- UHMW POLY
BUNA	- NITRILE RUBBER



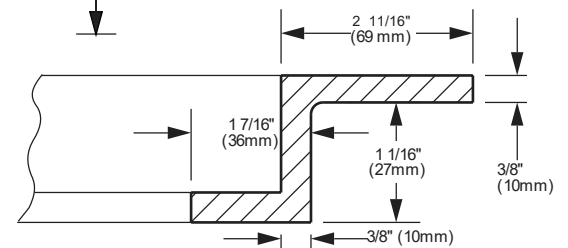
GASKET GROOVE,  
SECTION B:B



SECTION A:A



GALVANIZED STEEL  
DECK RING



CAST ALUMINUM  
DECK RING

HATCH WEIGHTS LBS. (KGS)		
Model Number	BFHQTH15X24	
Material	AL	ST
Cover	25.8 (11.7)	N/A
Deck Ring	9 (4.1)	12 (5.4)

#### OPTIONAL ESCAPE HANDWHEEL (REPLACES ESCAPE HANDLE)

IMPORTANT: WHEN ORDERING, PLEASE SPECIFY  
OUTSIDE DIAMETER (C) OR CLEAR OPENING (D).  
UNITS ARE IDENTIFIED BY CLEAR OPENING.

Model Number	DIMENSIONS INCHES (mm)					
	A	B	C (AL)	C (ST)	D	E
BFHQTH15X24	7 1/16 (179)	12 (305)	30 7/16 x 21 7/16 (777 x 548)	26 1/2 x 17 1/2 (673 x 445)	24 x 15 (610 x 381)	1/4 (6)



**BAIER FLUSH HATCH**  
LIFT-OUT MULTI-DOGGED TYPE  
WITH BUILT-IN T-HANDLE  
TYPE "D" QUICK ACTING  
POSITIVE LOCK  
**MODEL BFHQTH15X24**

DWG. 08864-101

### BFHQTH24X24 - Watertight Hatch | Quick Acting | Square 24" X 24" | Aluminum

These light-weight, quick-acting 4-dog models are ideal for high-traffic closures where speed and ease are paramount, and/or where positive engagement must be visually verifiable at a glance. The design is especially popular on aluminum boats, fishing and other workboats, as well as many U.S. Navy and U.S. and Canadian Coast Guard vessels.

#### FEATURES

- Adjustable Dog Tensioners that provide equal tension on all points, ensuring a watertight seal
- Built-in "Never Lose" handle
- A simple 1/8th-turn of the handle provides smooth, easy and secure engagement
- Thicker Dog Arms for superior strength
- Positive visual verification: When the handle is down, the hatch is secured
- Inside escape bar on all units (optional inside turning wheel available)
- Subtle design improvements make the BFHQ stronger, more water-tight than our competitors' similar units

#### Shared With Classic HEX-Bolt Series:

- Cast from high-grade corrosion-resistant 356 aluminum alloy (ASTM B26)
- Maximum durability, stronger deck strength and impact resistance
- Stainless steel T-handle and operating hardware
- Dissimilar metals isolated by neoprene and nylon

#### WATER-TIGHT

- Machined surfaces and superior casting processes control tolerances
- Neoprene cover gasket and sealing ring ensure tight seal



#### MATERIALS

Currently, the 4-dog BFHQ series hatch cover assemblies are available only in cast aluminum. However, the deck rings for the BFHQ are the same size as the Strongback models, and are available in galvanized mild steel or cast aluminum. Stainless Steel deck rings are available by special order.



This hatch is ABS Certified for use on ABS classed vessels or facilities by the American Bureau of shipping.



BFHQTH24X24A/A with Cast Aluminum Deck Ring



BFHQTH24X24A/S with Optional Handwheel

When ordering please specify:

Cover Material:  
cast aluminum  
only

Ring Material:  
cast aluminum,  
galvanized steel,  
or stainless steel.



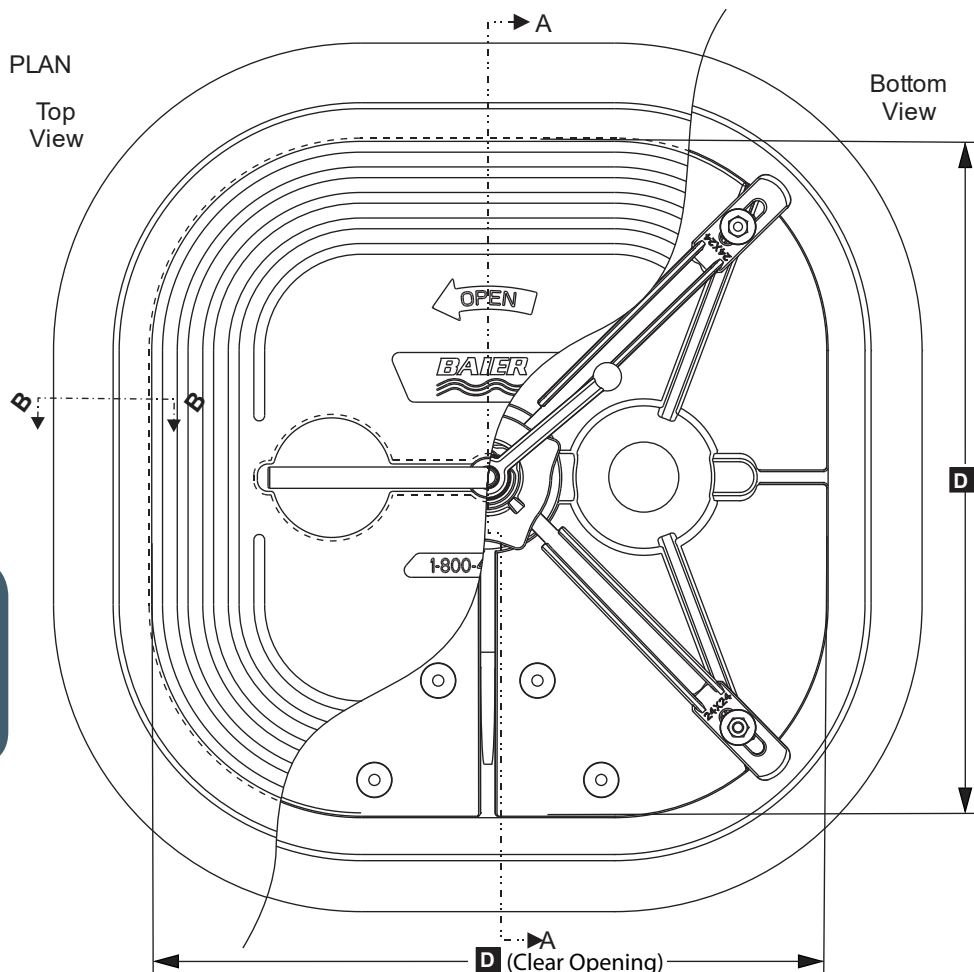
Hatch Covers Available Separately

Model Number	Material - Hatch / Deck Ring	Autocad PDF/DXF/XML
BFHQTH24X24A/A	Aluminum / Aluminum	<a href="#">BFHQTH24X24A-A DXF (ZIP)</a>
BFHQTH24X24A/S	Aluminum / Steel	BFHQTH24X24A-S
BFHQTH24X24A/SS	Aluminum / Stainless Steel	BFHQTH24X24A-SS

PLAN

Top View

Bottom View

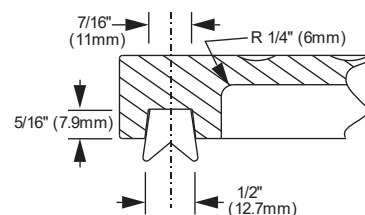


# BILL OF MATERIAL: 08864-141

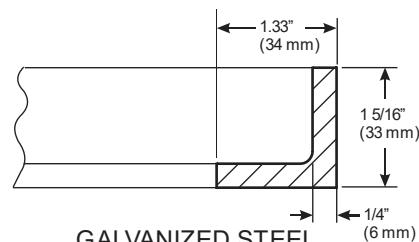
#	DESCRIPTION	MAT	P/N
1	COVER	AL	08864-241A
2	DOG HUB ASSY	AL	08864-102A
3	(4) DOG ARM	AL	08864-242A
4	GASKET	BUNA	08864-706A
5	BUSHING	SS	08864-804A
6	O-RING	BUNA	08864-702A
7	T-HANDLE	SS	08864-401A
8	DECK RING AL	AL	08861-243A
8	DECK RING ST	ST	08861-247A
9	ESCAPE HANDLE	AL	08864-213A
10	HANDLE PIN	SS	08864-801A
11	(4) THREADED POST	SS	08864-802A
12	(4) WASHER	SS	08864-805A
13	(4) WASHER	UP	08864-803A
14	(4) NYLOCK NUT M10	SS	08864-807A

MATERIAL KEY

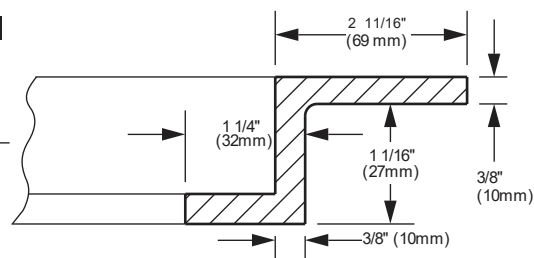
AL - ALUMINUM
ST - GALV. STEEL
SS - STAINLESS STEEL
UP - UHMW POLY
BUNA - NITRILE RUBBER



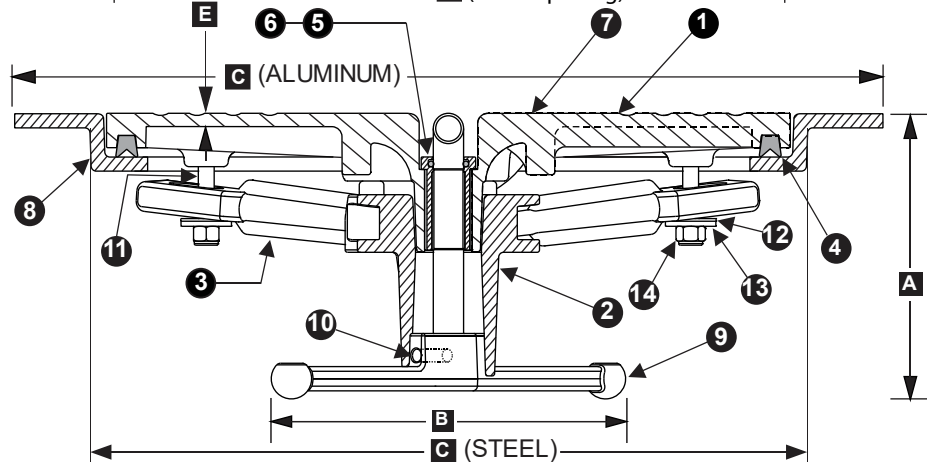
GASKET GROOVE, SECTION B:B



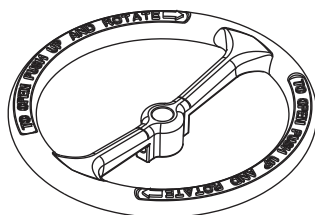
GALVANIZED STEEL DECK RING



CAST ALUMINUM DECK RING



SECTION A:A



OPTIONAL: ESCAPE HANDWHEEL  
(REPLACES ESCAPE HANDLE)

IMPORTANT: WHEN ORDERING, PLEASE SPECIFY  
OUTSIDE DIAMETER (C) OR CLEAR OPENING (D).  
UNITS ARE IDENTIFIED BY CLEAR OPENING.

HATCH WEIGHTS LBS. (KGS)			
Model Number	BFHQTH24X24		
Material	AL	ST	
Cover	44 (20)	N/A	
Deck Ring	12 (5.4)	15 (6.8)	

Model Number	DIMENSIONS INCHES (mm)					
	A	B	C (ST)	C (AL)	D	E
BFHQTH20	7 1/16 (179)	12 (305)	26 11/16 (677)	30 1/2 (774)	24 (610)	5/16 (8)

**BAIER** Marine Company, Inc.  
1-800-455-3917  
206-632-2441 (FAX)  
sales@baiermarine.com

**BAIER FLUSH HATCH**  
LIFT-OUT MULTI-DOGGED TYPE  
WITH BUILT-IN T-HANDLE  
TYPE "D" QUICK ACTING  
POSITIVE LOCK  
**MODEL BFHQTH24X24**

DWG. 08864-141



### BFHHQTH20 - Internal Hinge Watertight Hatch | Quick Acting | Round 20" | Aluminum

These light-weight, quick-acting 4-dog models are ideal for high-traffic closures where speed and ease are paramount, and/or where positive engagement must be visually verifiable at a glance. The new Baier™ Hidden-Hinge, fully-articulated commercial marine flush deck hatch assembly for workboats adds the convenience of a built-in recessed Stainless Steel T-handle to the flush-mounted, quick release, lift-out hatch. The design is especially useful for aluminum boats, crew supply vessels (CSV), fishing vessels and other workboats, as well as many U.S. Navy and U.S. and Canadian Coast Guard vessels. This new hinge assembly works exceeding well when installed vertically like a door -- it pivots easily and maintains alignment. An over-center auto stop holds cover securely open at 120 degrees, and the hatch cover slides further open to over 180 degrees.

#### FEATURES

- Opens to 180 degrees-plus
- Over-center auto stop holds cover securely open at 120 degrees
- Auto-stop releases quickly with a push-lever
- Stainless hardware, Delrin slides
- Works equally well in flush deck or vertical mount positions – perfect for a lazarette hatch-door
- Thicker Dog Arms for superior strength
- Positive visual verification: When the handle is down, the hatch is secured
- Inside escape bar on all units (optional inside turning wheel available)
- Subtle design improvements make the BFHQ stronger, more water-tight than our competitors' similar units

#### Shared With Classic HEX-Bolt Series:

- Available in 20" Round, 15" X 24" Oval or 24" x 24" Square
- Available with aluminum or galvanized steel deck ring



#### MATERIALS

Currently, the 4-dog BFHQ series hatch cover assemblies are available only in cast aluminum. Deck rings are available in galvanized mild steel or cast aluminum. Stainless Steel deck rings are available by special order.



This hatch is ABS Certified for use on ABS classed vessels or facilities by the American Bureau of shipping.



BFHHQTH20A/A with Cast Aluminum Deck Ring



BFHHQTH20A/A with Internal Hinge

When ordering please specify:

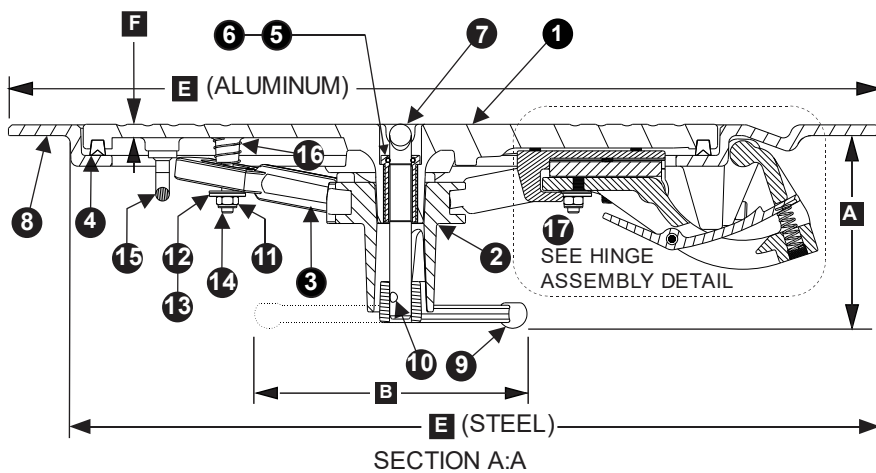
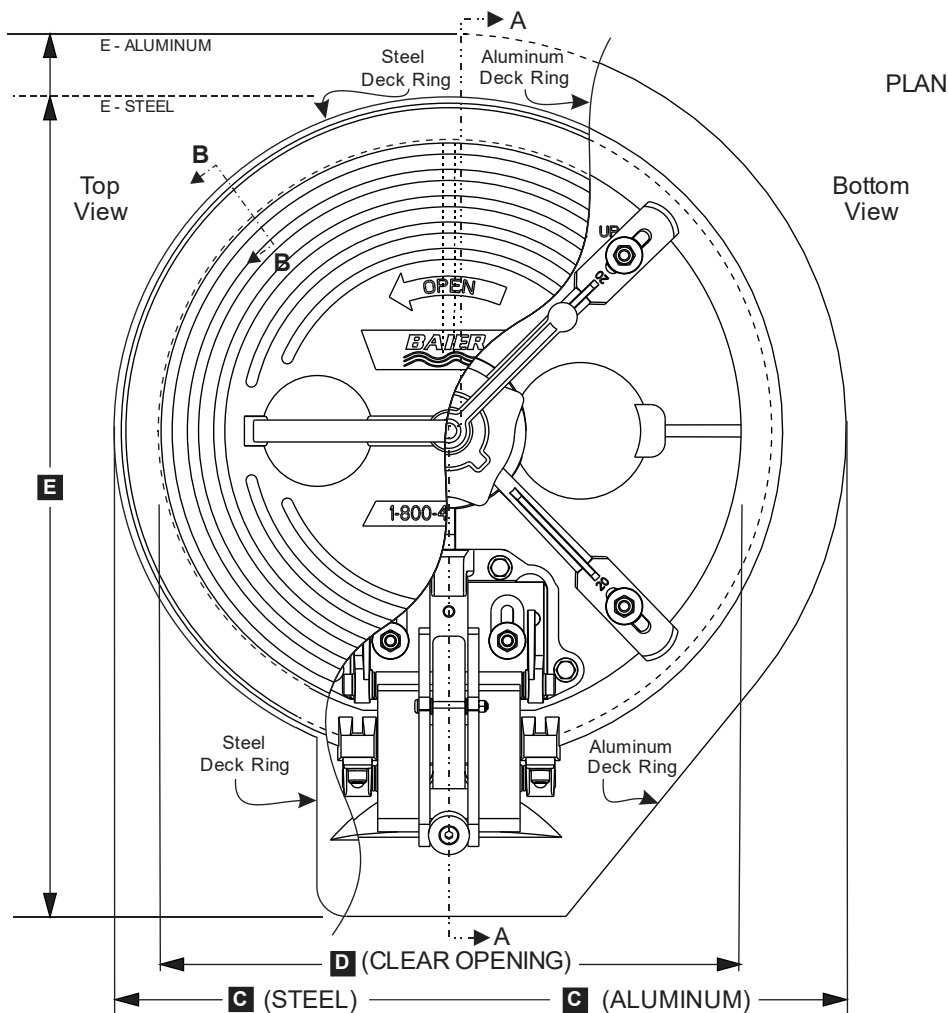
Cover Material:  
cast aluminum  
only

Ring Material: cast aluminum, or galvanized steel (See PDF download for steel ring design)




Hatch Covers Available Separately

Model Number	Material - Hatch / Deck Ring	Autocad PDF/DXF/XML
BFHHQTH20A/A	Aluminum / Aluminum	<a href="#">BFHHQTH20A-A DXF (ZIP)</a>
BFHHQTH20A/S	Aluminum / Steel	<a href="#">BFHHQTH20A-S DXF (ZIP)</a>



OPTIONAL: ESCAPE HANDWHEEL  
(REPLACES ESCAPE HANDLE)

HATCH WEIGHTS LBS. (KGS)		
Model Number	BFHHQTH20	
Material	AL	ST
Cover	26 (11.8)	N/A
Deck Ring	15 (6.8)	17 (7.8)
Hinge & Hardware	SS	8 (.36)



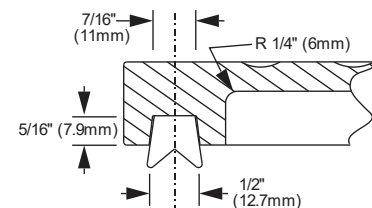
IMPORTANT: WHEN ORDERING, PLEASE SPECIFY  
OUTSIDE DIAMETER (C) OR CLEAR OPENING (D).  
UNITS ARE IDENTIFIED BY CLEAR OPENING.

Model Number	DIMENSIONS INCHES (mm)							
	A	B	C (ST)	C (AL)	D	E (ST)	E (AL)	F
BFHHQTH20	6.5 (165)	12 (305)	22 11/16 (576)	27 3/16 (691)	20 (508)	28 (711)	30 3/16 (767)	5/16 (8)

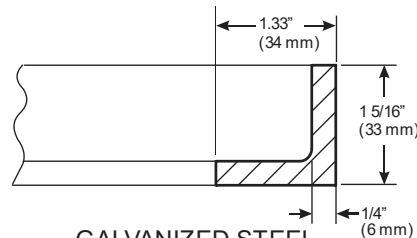
## BILL OF MATERIAL: 08863-104

#	DESCRIPTION	MAT	P/N
1	COVER	AL	08864-208A
2	DOG HUB ASSY	AL	08864-102A
3	(4) DOG ARM	AL	08864-209A
4	GASKET	BUNA	08864-703A
5	BUSHING	SS	08864-804A
6	O-RING	BUNA	08864-702A
7	T-HANDLE	SS	08864-401A
8	DECK RING	AL	08863-250A
8	DECK RING	ST	08863-406A
9	ESCAPE HANDLE	AL	08864-213A
10	HANDLE PIN	SS	08864-801A
11	(4) NYLOCK NUT	SS	08864-807A
12	(4) WASHER	SS	08864-805A
13	(4) WASHER	UP	08864-803A
14	(4) THREADED POST	SS	08864-802A
15	GRAB HANDLE	SS	08863-405A
16	(4) ARM SPRING	SS	08864-809A
17	HINGE ASSY	DETAIL	08864-126A

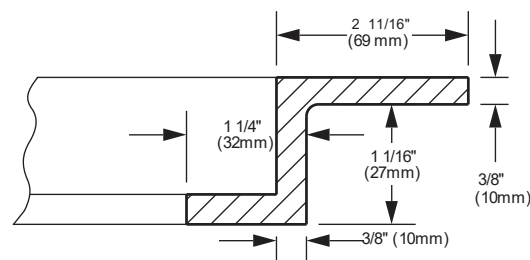
MATERIAL KEY	
AL	ALUMINUM
ST	GALV. STEEL
SS	STAINLESS STEEL
UP	UHMW POLY
BUNA	NITRILE RUBBER



GASKET GROOVE,  
SECTION B:B



GALVANIZED STEEL  
DECK RING



CAST ALUMINUM  
DECK RING



**BAIER FLUSH HATCH**  
INTERNAL HINGED MULTI-DOG  
WITH BUILT-IN T-HANDLE  
TYPE "D" QUICK ACTING  
POSITIVE LOCK  
**MODEL BFHHQTH20**

DWG. 08863-104

### BFHHQTH15X24 - Internal Hinge Watertight Hatch | Quick Acting | Oval 15" X 24" |

#### Aluminum

These light-weight, quick-acting 4-dog models are ideal for high-traffic closures where speed and ease are paramount, and/or where positive engagement must be visually verifiable at a glance. The new Baier Hidden-Hinge, fully-articulated commercial marine flush deck hatch assembly for workboats adds the convenience of a built-in recessed Stainless Steel T-handle to the flush-mounted, quick release, lift-out hatch. The design is especially useful for aluminum boats, crew supply vessels (CSV), fishing vessels and other workboats, as well as many U.S. Navy and U.S. and Canadian Coast Guard vessels. This new hinge assembly works exceeding well when installed vertically like a door -- it pivots easily and maintains alignment. An over-center auto stop holds cover securely open at 120 degrees, and the hatch cover slides further open to over 180 degrees.

#### FEATURES

- Opens to 180 degrees-plus
- Over-center auto stop holds cover securely open at 120 degrees
- Auto-stop releases quickly with a push-lever
- Stainless hardware, Delrin slides
- Works equally well in flush deck or vertical mount positions – perfect for a lazarette hatch-door
- Thicker Dog Arms for superior strength
- Positive visual verification: When the handle is down, the hatch is secured
- Inside escape bar on all units (optional inside turning wheel available)
- Subtle design improvements make the BFHQ stronger, more watertight than our competitors' similar units

#### Shared With Classic HEX-Bolt Series:

- Available in 20" Round, 15" X 24" Oval or 24" x 24" Square
- Available with aluminum or galvanized steel deck ring



QUICK  
ACTING

#### MATERIALS

Currently, the 4-dog BFHQ series hatch cover assemblies are available only in cast aluminum. Deck rings are available in galvanized mild steel or cast aluminum. Stainless Steel deck rings are available by special order.



This hatch is ABS Certified for use on ABS classed vessels or facilities by the American Bureau of shipping.



BFHHQTH15X24A/A with Cast Aluminum Deck Ring

BFHHQTH15X24A/A with Internal Hinge

When ordering  
please specify:

Cover Material:  
cast aluminum  
only

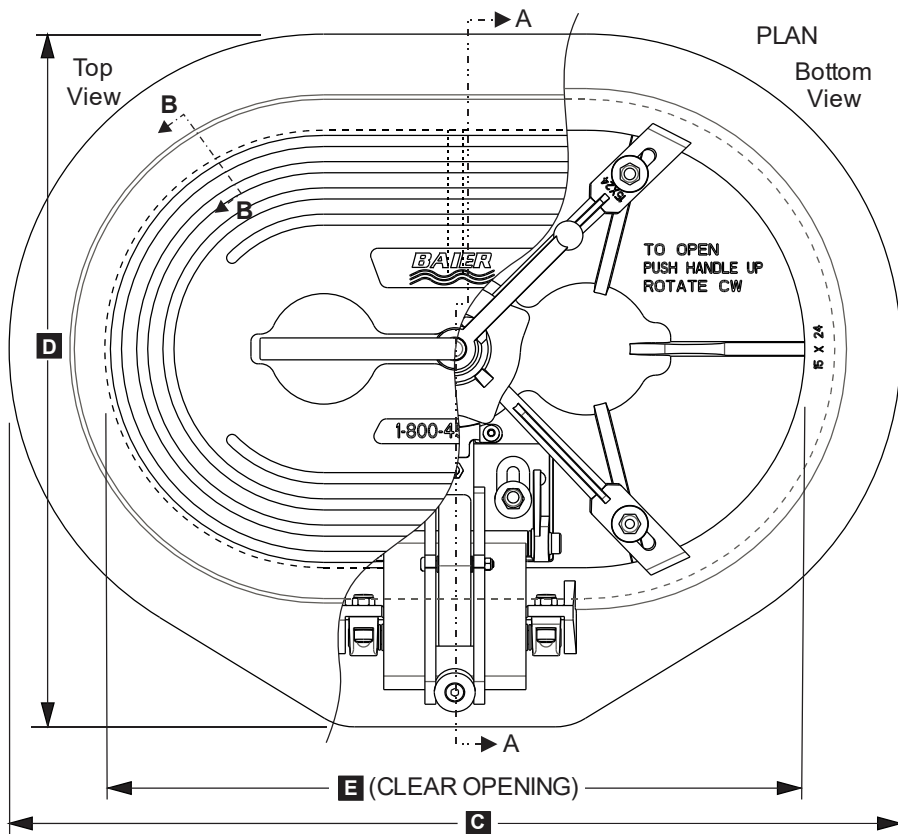
Ring Material: cast  
aluminum, or gal-  
vanized steel (See  
PDF download for  
steel ring design)



Hatch Covers Available Separately

Model Number	Material - Hatch / Deck Ring	Autocad PDF/DXF/XML
BFHHQTH15X24A/A	Aluminum / Aluminum	<a href="#">BFHHQTH15X24A-A DXF (ZIP)</a>
BFHHQTH15X24A/S	Aluminum / Steel	BFHHQTH15X24A-S

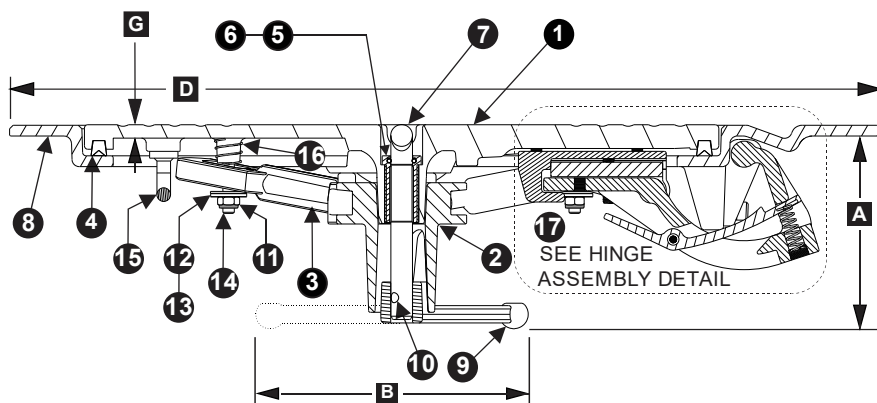
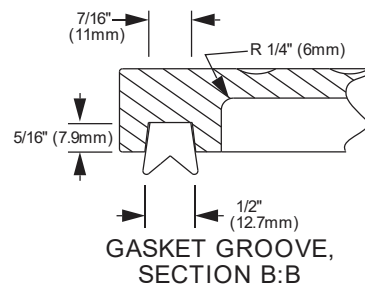




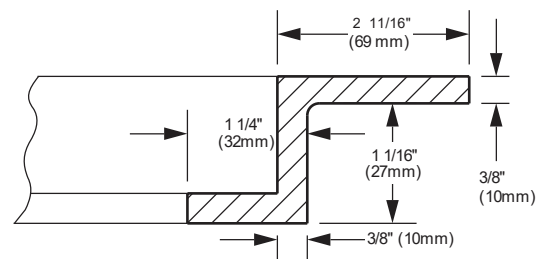
# BILL OF MATERIAL: 08863-115

#	DESCRIPTION	MAT	P/N
1	COVER	AL	08863-255A
2	DOG HUB ASSY	AL	08864-102A
3	(4) DOG ARM	AL	08864-203A
4	GASKET	BUNA	08864-701A
5	BUSHING	SS	08864-804A
6	O-RING	BUNA	08864-702A
7	T-HANDLE	SS	08864-401A
8	DECK RING	AL,ST	08863-257A,B
9	ESCAPE HANDLE	AL	08864-213A
10	HANDLE PIN	SS	08864-801A
11	(4) NYLOCK NUT	SS	08864-807A
12	(4) WASHER	SS	08864-805A
13	(4) WASHER	UP	08864-803A
14	(4) THREADED POST	SS	08864-802A
15	GRAB HANDLE	SS	08863-405A
16	(4) ARM SPRING	SS	08864-809A
17	HINGE ASSY	DETAIL	08864-126B

MATERIAL KEY	
AL	- ALUMINUM
ST	- GALV. STEEL
SS	- STAINLESS STEEL
UP	- UHMW POLY
BUNA	- NITRILE RUBBER



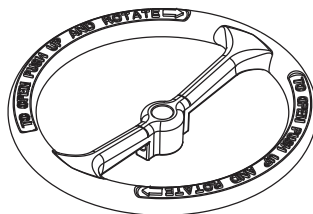
SECTION A:A



CAST ALUMINUM &  
GALVANIZED STEEL  
DECK RING



OPTIONAL: ESCAPE HANDWHEEL  
(REPLACES ESCAPE HANDLE)



HATCH WEIGHTS LBS. (KGS)			
Model Number	BFHHQTH15X24		
Material	AL	ST	
Cover	26.5 (12)	N/A	
Deck Ring	13.5 (6)	33 (15)	
Hinge & Hardware	SS 8 (.36)		

IMPORTANT: WHEN ORDERING, PLEASE SPECIFY  
OUTSIDE DIAMETER (C) OR CLEAR OPENING (E).  
UNITS ARE IDENTIFIED BY CLEAR OPENING.

Model Number	DIMENSIONS INCHES (mm)						
	A	B	C (AL&ST)	D (AL&ST)	E	F	G
BFHHQTH15X24	6 1/2 (165)	12 (305)	30.6 (777)	23 3/4 (603)	20 (508)	15 (381)	5/16 (8)



**BAIER FLUSH HATCH**  
INTERNAL HINGED MULTI-DOG  
WITH BUILT-IN T-HANDLE  
TYPE "D" QUICK ACTING  
POSITIVE LOCK  
**MODEL BFHHQTH15X24**

DWG. 08863-115

### BFHHQTH24X24 - Internal Hinge Watertight Hatch | Quick Acting | Square 24" X 24"

#### Aluminum

These light-weight, quick-acting 4-dog models are ideal for high-traffic closures where speed and ease are paramount, and/or where positive engagement must be visually verifiable at a glance. The new Baier™ Hidden-Hinge, fully-articulated commercial marine flush deck hatch assembly for workboats adds the convenience of a built-in recessed Stainless Steel T-handle to the flush-mounted, quick release, lift-out hatch. The design is especially useful for aluminum boats, crew supply vessels (CSV), fishing vessels and other workboats, as well as many U.S. Navy and U.S. and Canadian Coast Guard vessels. This new hinge assembly works exceeding well when installed vertically like a door -- it pivots easily and maintains alignment. An over-center auto stop holds cover securely open at 120 degrees, and the hatch cover slides further open to over 180 degrees.

#### FEATURES

- Opens to 180 degrees-plus
- Over-center auto stop holds cover securely open at 120 degrees
- Auto-stop releases quickly with a push-lever
- Stainless hardware, Delrin slides
- Works equally well in flush deck or vertical mount positions – perfect for a lazarette hatch-door
- Thicker Dog Arms for superior strength
- Positive visual verification: When the handle is down, the hatch is secured
- Inside escape bar on all units (optional inside turning wheel available)
- Subtle design improvements make the BFHQ stronger, more watertight than our competitors' similar units

#### Shared With Classic HEX-Bolt Series:

- Available in 20" Round, 15" X 24" Oval or 24" x 24" Square
- Available with aluminum or galvanized steel deck ring



#### MATERIALS

Currently, the 4-dog BFHQ series hatch cover assemblies are available only in cast aluminum. Deck rings are available in galvanized mild steel or cast aluminum. Stainless Steel deck rings are available by special order.



This hatch is ABS Certified for use on ABS classed vessels or facilities by the American Bureau of shipping.



BFHHQTH24X24A/A with Cast Aluminum Deck Ring



BFHHQTH24X24A/A with Internal Hinge

When ordering please specify:

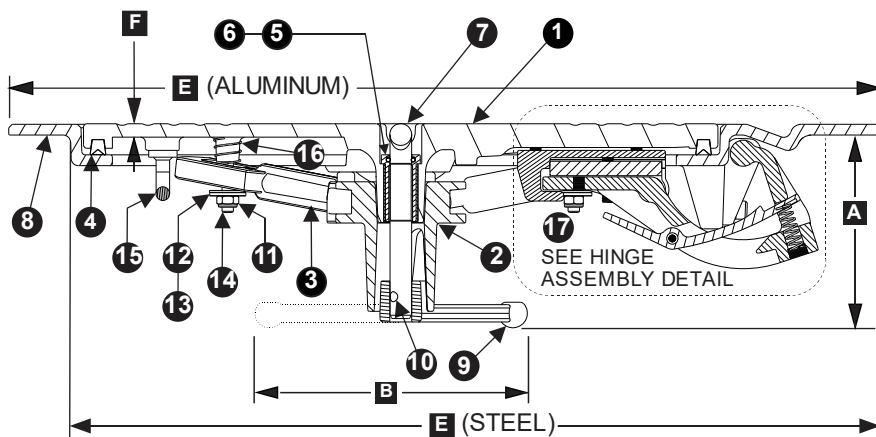
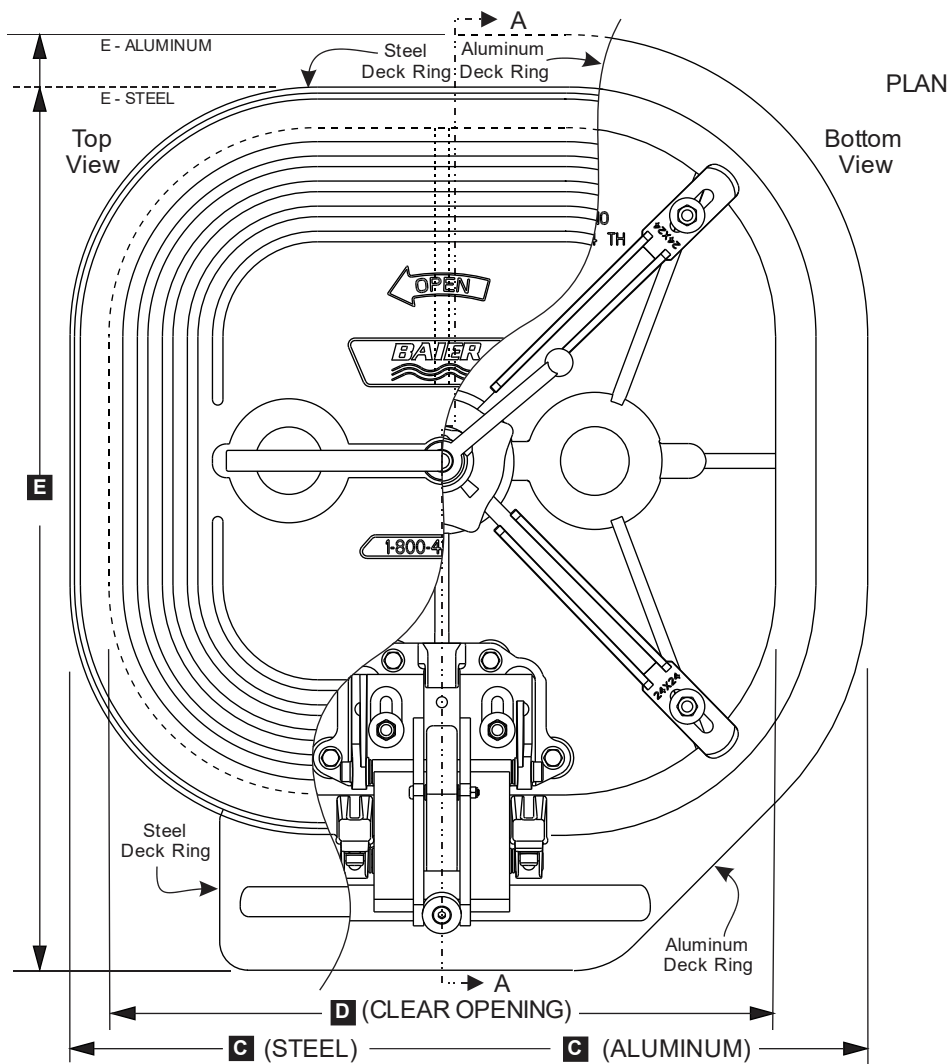
Cover Material:  
cast aluminum  
only

Ring Material: cast  
aluminum, or gal-  
vanized steel (See  
PDF download for  
steel ring design)



Hatch Covers Available Separately

Model Number	Material - Hatch / Deck Ring	Autocad PDF/DXF/XML
BFHHQTH24X24A/A	Aluminum / Aluminum	<a href="#">BFHHQTH24X24A-A DXF (ZIP)</a>
BFHHQTH24X24A/S	Aluminum / Steel	<a href="#">BFHHQTH24X24A-S DXF (ZIP)</a>

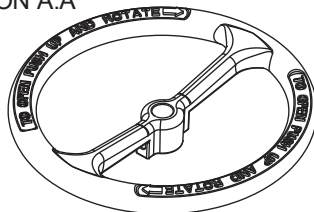


OPTIONAL: ESCAPE HANDWHEEL  
(REPLACES ESCAPE HANDLE)

HATCH WEIGHTS LBS. (KGS)		
Model Number	BFHHQTH24X24	
Material	AL	ST
Cover	44 (20)	N/A
Deck Ring	17.5 (8)	22.6 (10)
Hinge & Hardware	SS	8 (.36)

Model Number	DIMENSIONS INCHES (mm)							
	A	B	C (ST)	C (AL)	D	E (ST)	E (AL)	F
BFHHQTH24X24	6 1/2 (165)	12 (305)	26 11/16 (677)	30 5/8 (778)	24 (610)	27.5 (699)	33 5/8 (854)	5/16 (8)

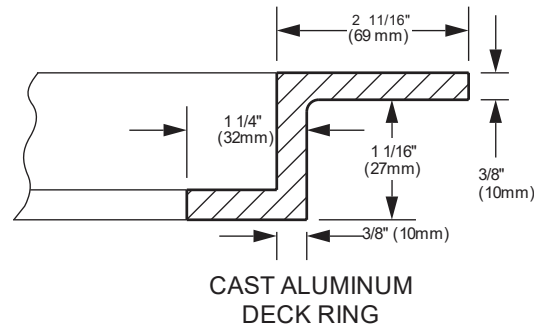
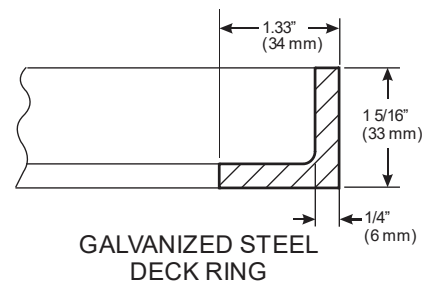
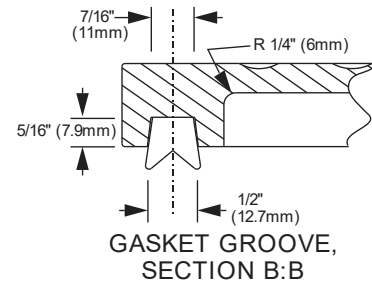
IMPORTANT: WHEN ORDERING, PLEASE SPECIFY OUTSIDE DIAMETER (C) OR CLEAR OPENING (D). UNITS ARE IDENTIFIED BY CLEAR OPENING.



## BILL OF MATERIAL: 08863-141

#	DESCRIPTION	MAT	P/N
1	COVER	AL	08864-241A
2	DOG HUB ASSY	AL	08864-102A
3	(4) DOG ARM	AL	08864-242A
4	GASKET	BUNA	08864-706A
5	BUSHING	SS	08864-804A
6	O-RING	BUNA	08864-702A
7	T-HANDLE	SS	08864-402A
8	DECK RING	AL	08863-246A
8	DECK RING	ST	08863-457A
9	ESCAPE HANDLE	AL	08864-213A
10	HANDLE PIN	SS	08864-801A
11	(4) NYLOCK NUT	SS	08864-807A
12	(4) WASHER	SS	08864-805A
13	(4) WASHER	UP	08864-803A
14	(4) THREADED POST	SS	08864-802A
15	GRAB HANDLE	SS	08863-405A
16	(4) ARM SPRING	SS	08864-809A
17	HINGE ASSY	DETAIL	08864-126A

MATERIAL KEY	
AL	ALUMINUM
ST	GALV. STEEL
SS	STAINLESS STEEL
UP	UHMW POLY
BUNA	NITRILE RUBBER



**BAIER** Marine Company, Inc.  
1-800-455-3917  
206-632-2441 (FAX)  
sales@baiermarine.com

**BAIER FLUSH HATCH**  
INTERNAL HINGED MULTI-DOG  
WITH BUILT-IN T-HANDLE  
TYPE "D" QUICK ACTING  
POSITIVE LOCK  
**MODEL BFHHQTH24X24**

DWG. 08863-141



### BFHHQTH-HINGE - Internal Hinge | For Quick Acting Hatches

These light-weight, quick-acting 4-dog models are ideal for high-traffic closures where speed and ease are paramount, and/or where positive engagement must be visually verifiable at a glance. The new Baier Hidden-Hinge, fully-articulated commercial marine flush deck hatch assembly for workboats adds the convenience of a built-in recessed Stainless Steel T-handle to the flush-mounted, quick release, lift-out hatch. The design is especially useful for on aluminum boats, crew supply vessels (CSV), fishing vessels and other workboats, as well as many U.S. Navy and U.S. and Canadian Coast Guard vessels. This new hinge assembly works exceeding well when installed vertically like a door -- it pivots easily and maintains alignment. An over-center auto stop holds cover securely open at 120 degrees, and the hatch cover slides further open to over 180 degrees.

#### FEATURES

- Opens to 180 degrees-plus
- Over-center auto stop holds cover securely open at 120 degrees
- Auto-stop releases quickly with a push-lever
- Stainless hardware, Delrin slides
- Works equally well in flush deck or vertical mount positions – perfect for a lazarette hatch-door
- Thicker Dog Arms for superior strength
- Positive visual verification: When the handle is down, the hatch is secured
- Inside escape bar on all units (optional inside turning wheel available)
- Subtle design improvements make the BFHQ stronger, more water-tight than our competitors' similar units

#### Shared With Classic HEX-Bolt Series:

- Available in 20" Round, 15" X 24" Oval or 24" x 24" Square
- Available with aluminum or galvanized steel deck ring



BFHHQTH-HINGE Exploded View



BFHHQTH-HINGE with Optional Handwheel

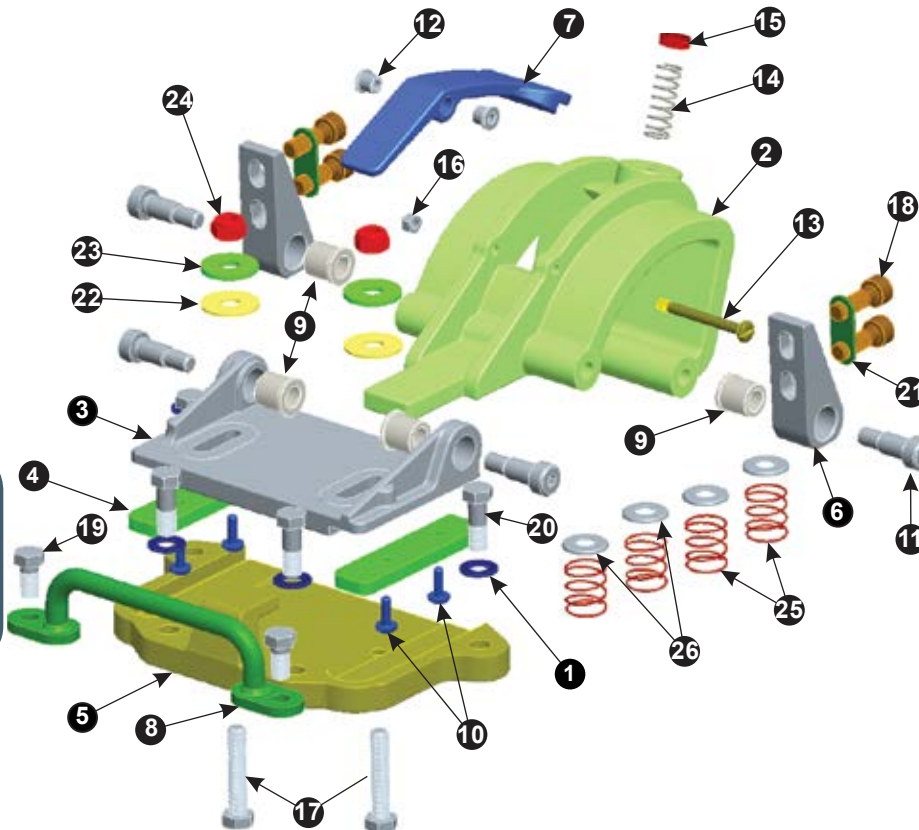


This hatch is ABS Certified for use on ABS classed vessels or facilities by the American Bureau of shipping.

Model Number	Material - Hatch / Deck Ring	Autocad PDF/DXF/XML
08863-126A		
08863-126B		
BFHHQTH15X24A/A	Aluminum / Aluminum	<a href="#">BFHHQTH15X24A-A DXF (ZIP)</a>
BFHHQTH15X24A/S	Aluminum / Steel	BFHHQTH15X24A-S
BFHHQTH20A/A	Aluminum / Aluminum	<a href="#">BFHHQTH20A-A DXF (ZIP)</a>
BFHHQTH20A/S	Aluminum / Steel	<a href="#">BFHHQTH20A-S DXF (ZIP)</a>
BFHHQTH24X24A/A	Aluminum / Aluminum	<a href="#">BFHHQTH24X24A-A DXF (ZIP)</a>
BFHHQTH24X24A/S	Aluminum / Steel	<a href="#">BFHHQTH24X24A-S DXF (ZIP)</a>

# BAIER INTERNAL HINGE

EXPLODED VIEW



## BILL OF MATERIAL: 08863-106

#	DESC.	MAT	P/N	QTY
1	WASHER 3/8	SS	08860-803A	4
2	HINGE	SS	08863-242A	1
3	SLIDE PLATE	SS	08863-243A	1
4	SLIDES	DL	08863-244A	2
5	SLIDE BASE	SS	08863-245A	1
6	DECK RING MOUNT	SS	08863-247A	2
7	LOCKING LATCH	SS	08863-248A	1
8	GRAB HANDLE	SS	08863-405A	1
9	BUSHING	DL	08863-810A	4
10	SCREW M6 16mm	SS	08863-811A	4
11	SHOULDER BOLT	SS	08863-811A	4
12	BUSHING	DL	08863-812A	2
13	SCREW M6 60mm	SS	08863-816A	1
14	SPRING 14mm	SS	08863-817A	1
15	PLUG, 3/8 NPT	SS	08863-818A	1
16	NUT, NYLOCK M6	SS	08863-819A	1
17	BOLT M10 50mm FUL THD	SS	08863-820A	2
18	BOLT M10 30mm SOC	SS	08863-821A	4
19	BOLT M10 20mm	SS	08863-822A	2
20	BOLT M10 30mm	SS	08863-823A	4
21	WASHER	SS	08863-817A	2
22	WASHER M10	UP	08864-803A	2
23	WASHER M10	SS	08864-805A	2
24	NYLOCK NUT M10	SS	08864-807A	2
25	SPRING	SS	08864-809A	4
26	SPRING CAP	SS	08864-810A	4

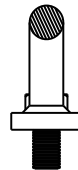

### MATERIAL KEY

SS - STAINLESS STEEL

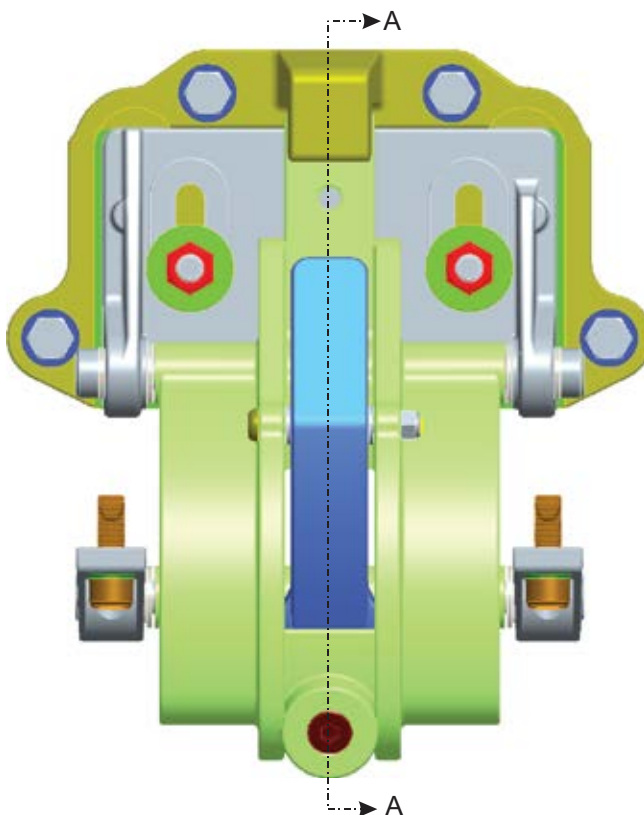
DL - DELRIN

UP - UHMW POLY

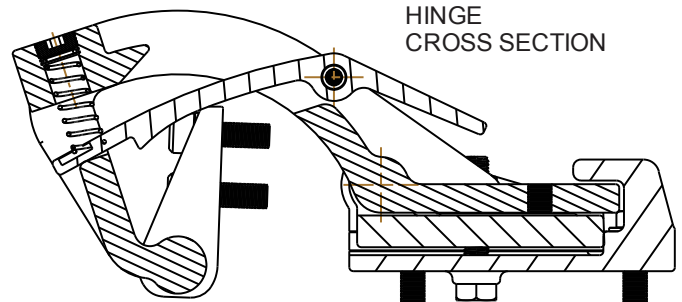
DOG ARM LIFT SPRING  
FOR VERTICAL INSTALLATION



TOP VIEW



HINGE  
CROSS SECTION



SECTION A:A

**BAIER**  
Marine  
Company, Inc.

1-800-455-3917  
206-632-2441 (FAX)  
sales@baiermarine.com

## BAIER INTERNAL HINGE

INTERNAL HINGED FOR USE ON  
BFHHQ SERIES QUICK ACTING  
WITH BUILT-IN T-HANDLE

DWG. NO. 08863-106



LOW  
PROFILE

# Low Profile Quick-Acting Hatches



### BFHLP20 - Watertight Hatch | Low Profile, QuickActing | Round 20" | Aluminum

These light-weight, quick-acting 4-dog models are ideal for high-traffic closures where security and ease are paramount, and/or where positive engagement must be visually verifiable at a glance. Baier™ low profile hatches are designed for applications where inside clearance is limited. Built strong for the extreme rugged requirements of the commercial and fast utility craft world-wide.

#### FEATURES

##### Unique

- The low-profile unit on right is only 2.62 inches high, top to bottom!
- 4-dog, center cam actuation. Clamping pressure across 4 points of contact
- Center cam, when not engaged, pops up as visual indicator that hatch is not secured
- When engaged, cam unit is completely flush – no snags.

##### Shared With Classic HEX-Bolt Series:

- Each Baier Low Profile hatch assembly also includes an optional Drive Adapter puck which converts the hexagonal drive so hatch can be operated with any standard half inch (12.7mm) socket drive
- Built-in underside escape handle
- Drop-in replacement for standard 20" deck rings
- Cast from high-grade corrosion-resistant 356 aluminum alloy (ASTM B26)
- Secured hatch opens with standard 1 3/4" hex marine t-handle tool
- Adapter for standard 1/2" socket wrench included
- Maximum durability, stronger deck strength and impact resistance



#### MATERIALS

Currently, the 4-dog BFHLP series hatch cover assemblies are available only in cast aluminum. However, the deck rings for the BFHLP are the same size as the Strongback models, and are available in galvanized mild steel or cast aluminum. Stainless Steel deck rings are available by special order.



This hatch is ABS Certified for use on ABS classed vessels or facilities by the American Bureau of shipping.



BFHLP20A/A with Cast Aluminum Deck Ring



BFHLP20A/A with Visual Verified Pop-Up Cam

When ordering please specify:

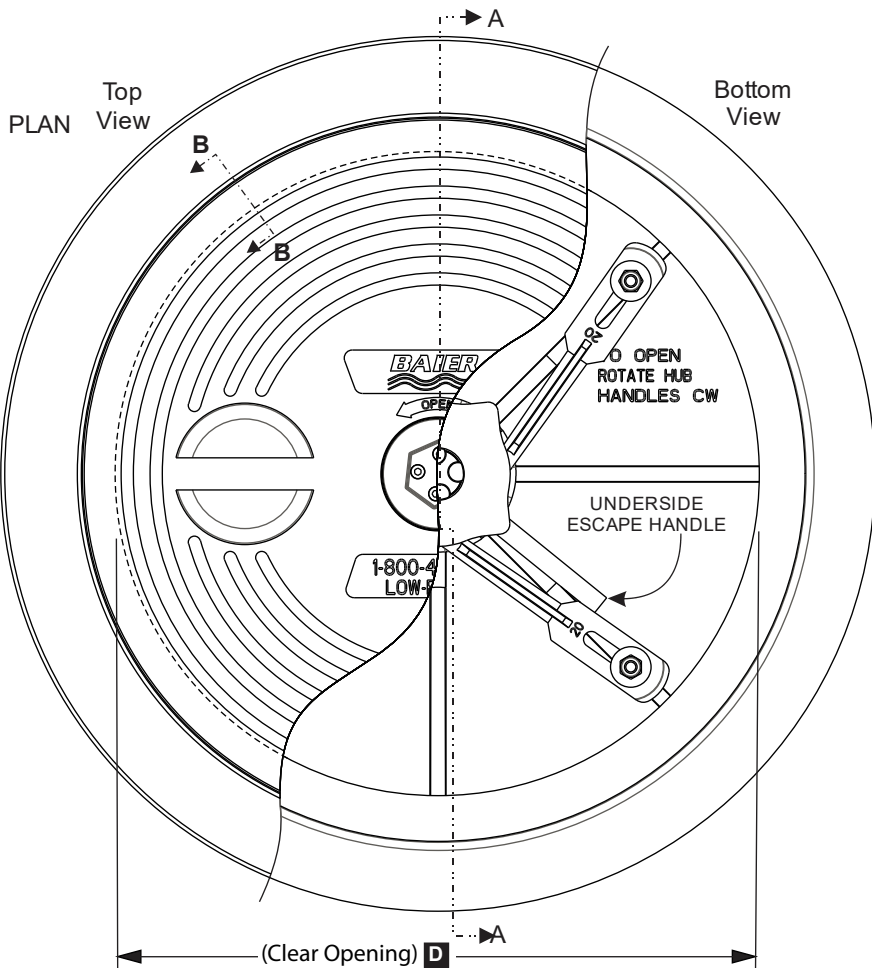
Cover Material:  
cast aluminum  
only

Ring Material:  
cast aluminum,  
galvanized steel,  
or stainless steel.



Hatch Covers Available Separately

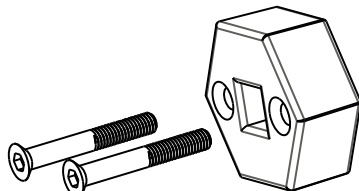
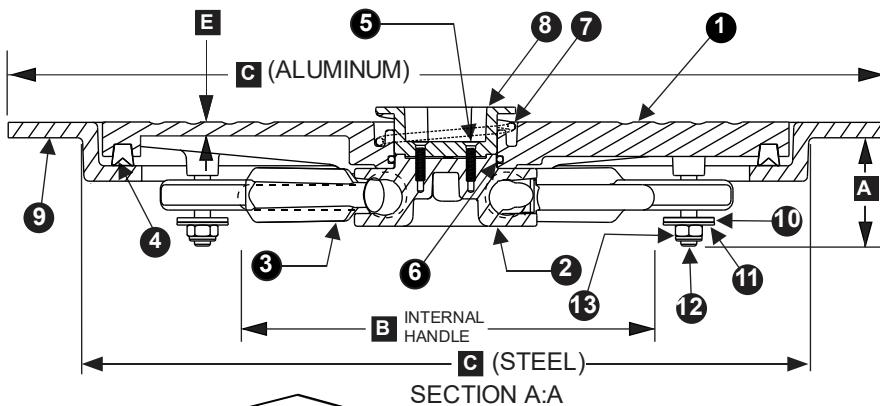
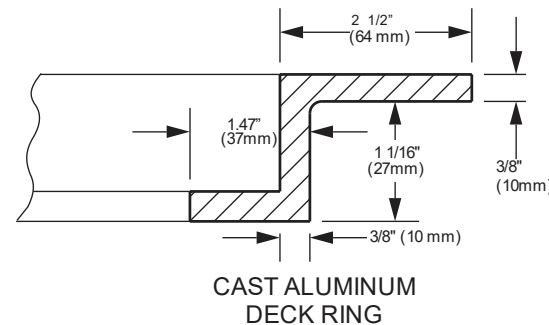
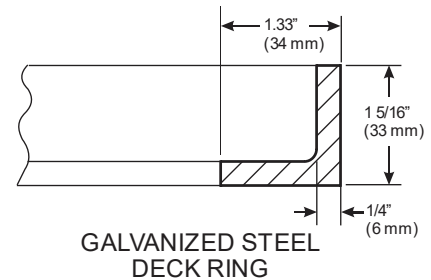
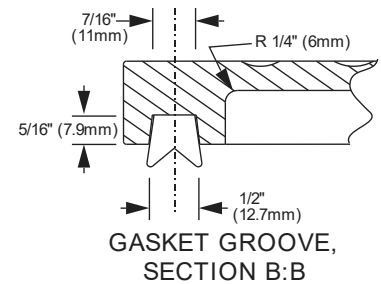
Model Number	Material - Hatch / Deck Ring	Autocad PDF/DXF/XML
BFHLP20A/A	Aluminum / Aluminum	BFHLP20A-A
BFHLP20A/S	Aluminum / Steel	BFHLP20A-S
BFHLP20A/SS	Aluminum / Stainless Steel	



# BILL OF MATERIAL: 08864-161

#	DESCRIPTION	MAT	P/N
1	COVER	AL	08864-250A
2	DOG HUB ASSY	AL	08864-103A
3	(4) DOG ARMS	AL	08864-209A
4	GASKET	BUNA	08864-703A
5	(4) SCREW M6 X 25mm	SS	08864-812A
6	O-RING	BUNA	08864-710A
7	SPRING	SS	08864-817A
8	HEX CAP	SS	08864-246A
9	DECK RING AL	AL	08864-210A
9	DECK RING ST	ST	08864-207A
10	(4) WASHER	UP	08864-803A
11	(4) WASHER	SS	08864-805A
12	(4) THREADED POST	SS	08864-802A
13	(4) NYLOCK NUT	SS	08864-807A
14	WRENCH	ST	08861-401A

MATERIAL KEY	
AL	- ALUMINUM
ST	- GALV. STEEL
SS	- STAINLESS STEEL
UP	- UHMW POLY
BUNA	- NITRILE RUBBER

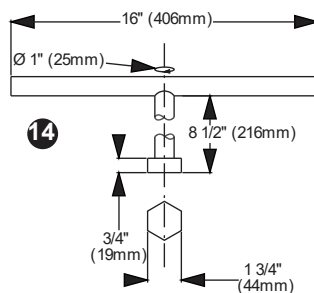


PROVIDES ALTERNATIVE USE OF 1/2" DRIVE RATCHET. INSERT CAN BE INSTALLED IN HATCH OR USED AS AN ADAPTER. SCREWS PROVIDED IF ADAPTER IS INSTALLED

HATCH WEIGHTS LBS. (KGS)			
Model Number	BFHQLP20		
Material	AL	ST	
Cover	23 (10.5)	N/A	
Deck Ring	10 (4.5)	11 (5)	

Model Number	DIMENSIONS INCHES (mm)					
	A	B	C (ST)	C (AL)	D	E
BFHQLP20	2 11/16 (68)	13 (330)	22 11/16 (576)	27 3/16 (691)	20 (508)	5/16 (8)

IMPORTANT: WHEN ORDERING, PLEASE SPECIFY OUTSIDE DIAMETER (C) OR CLEAR OPENING (D). UNITS ARE IDENTIFIED BY CLEAR OPENING.



## BAIER FLUSH HATCH LOW PROFILE MULTI-DOGGED TYPE "D" QUICK ACTING POSITIVE LOCK MODEL BFHLP20

DWG. 08864-161

### BFHLP15X24 - Watertight Hatch | Low Profile, QuickActing | Oval 15" X 24" | Aluminum

These light-weight, quick-acting 4-dog models are ideal for high-traffic closures where security and ease are paramount, and/or where positive engagement must be visually verifiable at a glance. Baier low profile hatches are designed for applications where inside clearance is limited. Built strong for the extreme rugged requirements of the commercial and fast utility craft world-wide.

#### FEATURES

##### Unique

- The low-profile unit on right is only 2.62 inches high, top to bottom!
- 4-dog, center cam actuation. Clamping pressure across 4 points of contact
- Center cam, when not engaged, pops up as visual indicator that hatch is not secured
- When engaged, cam unit is completely flush – no snags

##### Shared With Classic HEX-Bolt Series:

- Each Baier Low Profile hatch assembly also includes an optional Drive Adapter puck which converts the hexagonal drive so hatch can be operated with any standard half inch (12.7mm) socket drive
- Built-in underside escape handle
- Drop-in replacement for standard 15" x 24" deck rings
- Cast from high-grade corrosion-resistant 356 aluminum alloy (ASTM B26)
- Secured hatch opens with standard 1 3/4" hex marine t-handle tool
- Adapter for standard 1/2" socket wrench included
- Maximum durability, stronger deck strength and impact resistance



#### MATERIALS

Currently, the 4-dog BFHLP series hatch cover assemblies are available only in cast aluminum. However, the deck rings for the BFHLP are the same size as the Strongback models, and are available in galvanized mild steel or cast aluminum. Stainless Steel deck rings are available by special order.



This hatch is ABS Certified for use on ABS classed vessels or facilities by the American Bureau of shipping.



BFHLP15X24A/A with Cast Aluminum Deck Ring

BFHLP15X24A/A with Visual Verified Pop-Up Cam

When ordering please specify:

Cover Material:  
cast aluminum  
only

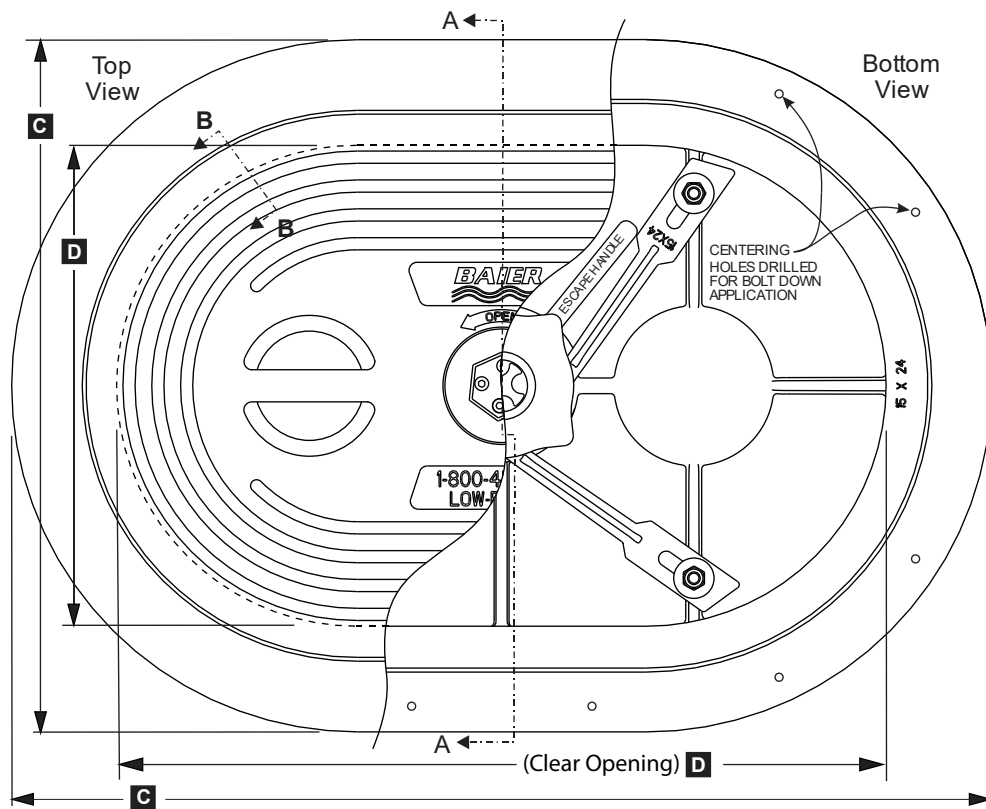
Ring Material:  
cast aluminum,  
galvanized steel,  
or stainless steel.



Hatch Covers Available Separately

Model Number	Material - Hatch / Deck Ring	Autocad PDF/DXF/XML
BFHLP15X24A/A	Aluminum / Aluminum	<a href="#">BFHLP15X24A-A DXF (ZIP)</a>
BFHLP15X24A/S	Aluminum / Steel	BFHLP15X24A-S
BFHLP15X24A/SS	Aluminum / Stainless Steel	



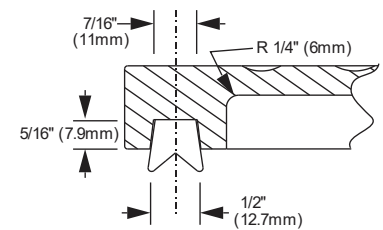


# BILL OF MATERIAL: 08864-151

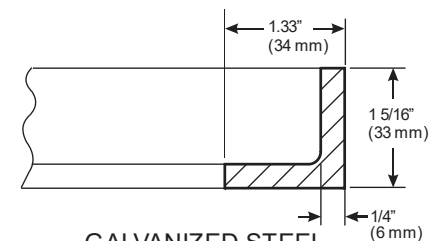
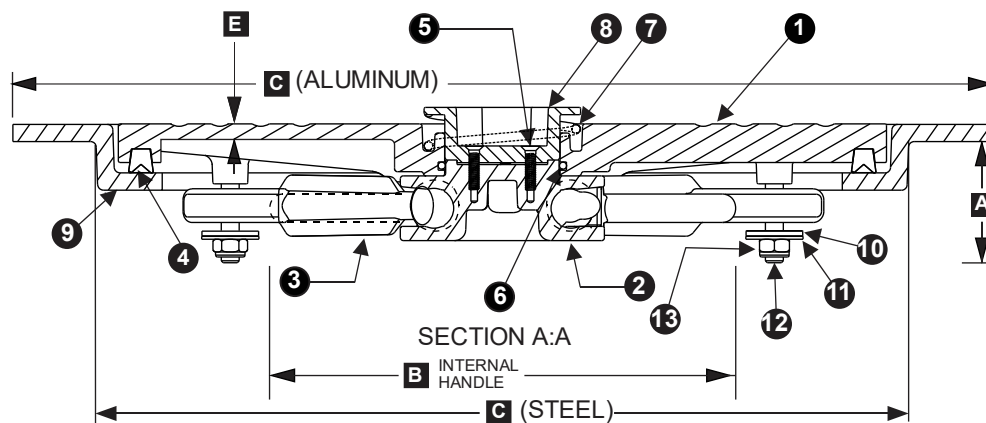
#	DESCRIPTION	MAT	P/N
1	COVER	AL	08864-240A
2	DOG HUB ASSY	AL	08864-103A
3	(4) DOG ARM	AL	08864-203A
4	GASKET	BUNA	08864-701A
5	(4) SCREW M6 X 25mm	SS	08864-812A
6	O-RING	BUNA	08864-710A
7	SPRING	SS	08864-817A
8	HEX CAP	SS	08864-246A
9	DECK RING AL	AL	08861-203A
9	DECK RING ST	ST	08861-207A
10	(4) WASHER	UP	08864-803A
11	(4) WASHER	SS	08864-805A
12	(4) THREADED POST	SS	08864-802A
13	(4) NYLOCK NUT M10	SS	08864-807A
14	WRENCH	ST	08861-401A

## MATERIAL KEY

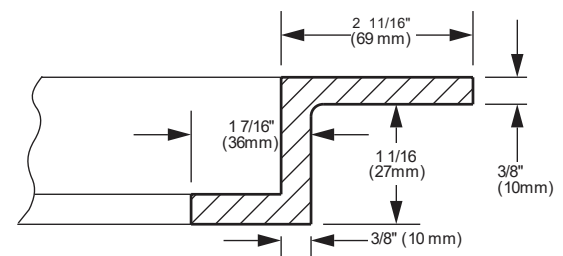
AL - ALUMINUM
ST - GALV. STEEL
SS - STAINLESS STEEL
UP - UHMW POLY
BUNA - NITRILE RUBBER



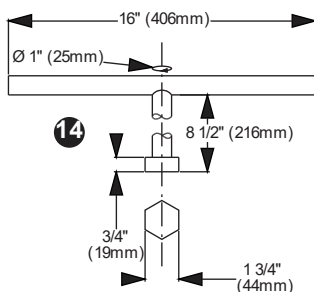
GASKET GROOVE,  
SECTION B:B



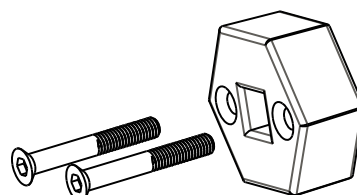
GALVANIZED STEEL  
DECK RING



CAST ALUMINUM  
DECK RING



WRENCH



1/2" SOCKET DRIVE  
ADAPTER INCLUDED

PROVIDES ALTERNATIVE USE OF 1/2" DRIVE RATCHET.  
INSERT CAN BE INSTALLED IN HATCH OR USED AS AN  
ADAPTER. SCREWS PROVIDED IF ADAPTER IS INSTALLED

IMPORTANT: WHEN ORDERING, PLEASE SPECIFY  
OUTSIDE DIAMETER (C) OR CLEAR OPENING (D).  
UNITS ARE IDENTIFIED BY CLEAR OPENING.

HATCH WEIGHTS LBS. (KGS)			
Model Number	BFHQLP15X24		
Material	AL	ST	
Cover	23 (10.5)	N/A	
Deck Ring	9 (4.1)	12 (5.4)	

Model Number	DIMENSIONS INCHES (mm)				
	A	B	C (AL)	C (ST)	D
BFHLP15X24	2 11/16 (68)	13 (330)	30 7/16 x 21 9/16 (777 x 548)	26 5/8 x 17 5/8 (676 x 448)	24 x 15 (610 x 381)

1-800-455-3917  
206-632-2441 (FAX)  
sales@baiermarine.com

Marine Company, Inc.

**BAIER FLUSH HATCH**

LOW PROFILE  
MULTI-DOGGED  
TYPE "D" QUICK ACTING  
POSITIVE LOCK  
**MODEL BFHLP15X24**

DWG. 08864-151

### BFHLP24X24 - Watertight Hatch | Low Profile, QuickActing | Square 24" X 24" | Aluminum

These light-weight, quick-acting 4-dog models are ideal for high-traffic closures where security and ease are paramount, and/or where positive engagement must be visually verifiable at a glance. Baier™ low profile hatches are designed for applications where inside clearance is limited. Built strong for the extreme rugged requirements of the commercial and fast utility craft world-wide.

#### FEATURES

##### Unique

The low-profile unit on right is only 2.62 inches high, top to bottom!

- 4-dog, center cam actuation. Clamping pressure across 4 points of contact
- Center cam, when not engaged, pops up as visual indicator that hatch is not secured
- When engaged, cam unit is completely flush – no snags

##### Shared With Classic HEX-Bolt Series:

- Each Baier Low Profile hatch assembly also includes an optional Drive Adapter puck which converts the hexagonal drive so hatch can be operated with any standard half inch (12.7mm) socket drive
- Built-in underside escape handle
- Drop-in replacement for standard 24" x 24" deck rings
- Cast from high-grade corrosion-resistant 356 aluminum alloy (ASTM B26)
- Secured hatch opens with standard 1 3/4" hex marine t-handle tool
- Adapter for standard 1/2" socket wrench included
- Maximum durability, stronger deck strength and impact resistance



#### MATERIALS

Currently, the 4-dog BFHLP series hatch cover assemblies are available only in cast aluminum. However, the deck rings for the BFHLP are the same size as the Strongback models, and are available in galvanized mild steel or cast aluminum. Stainless Steel deck rings are available by special order.



This hatch is ABS Certified for use on ABS classed vessels or facilities by the American Bureau of shipping.



BFHLP24X24A/A with Cast Aluminum Deck Ring

BFHLP24X24A/A with Visual Verified Pop-Up Cam

When ordering, please specify:

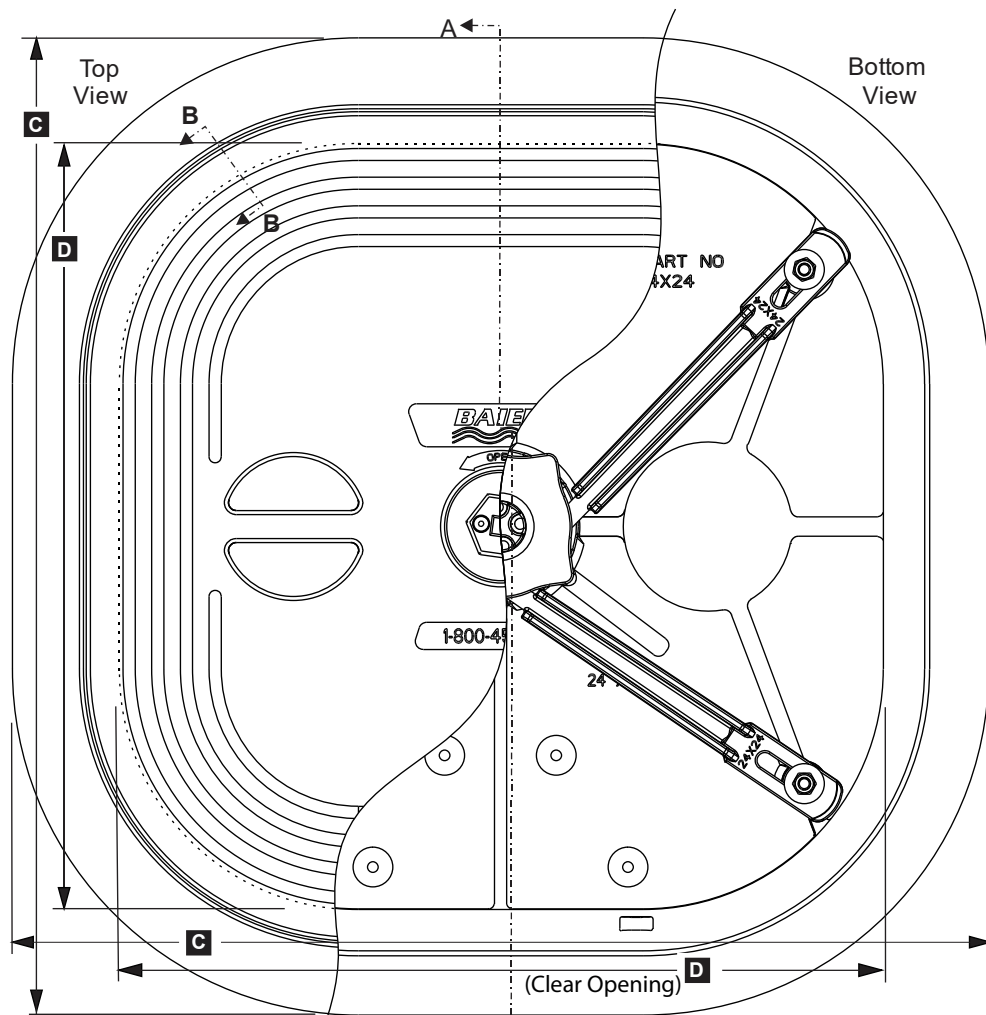
Cover Material:  
cast aluminum  
only

Ring Material:  
cast aluminum,  
galvanized steel,  
or stainless steel.



Hatch Covers Available Separately

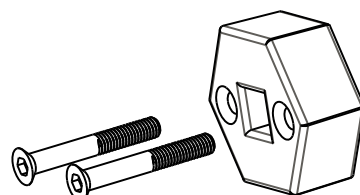
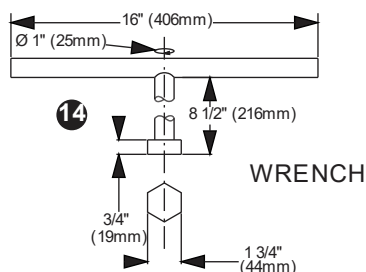
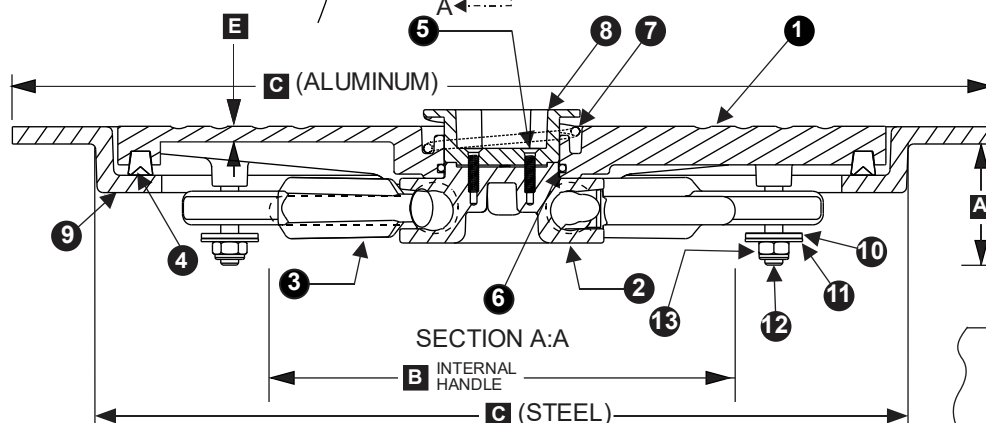
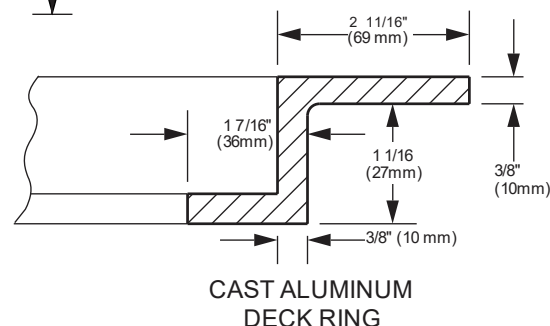
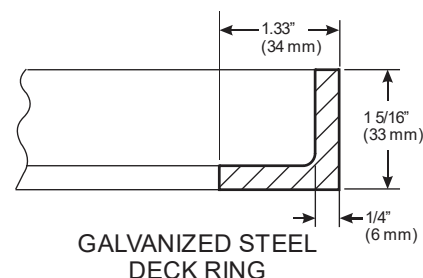
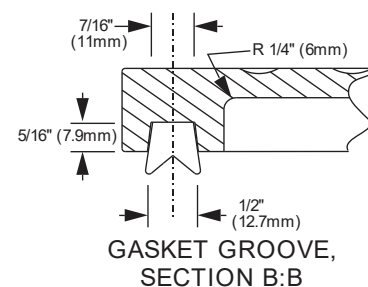
Model Number	Material - Hatch / Deck Ring	Autocad PDF/DXF/XML
BFHLP24X24A/A	Aluminum / Aluminum	BFHLP24X24A-A
BFHLP24X24A/S	Aluminum / Steel	BFHLP24X24A-S
BFHLP24X24A/SS	Aluminum / Stainless Steel	BFHLP24X24A-SS



# BILL OF MATERIAL: 08864-171

#	DESCRIPTION	MAT	P/N
1	COVER	AL	08864-271A
2	DOG HUB ASSY	AL	08864-103A
3	(4) DOG ARM	AL	08864-242A
4	GASKET	BUNA	08864-704A
5	(4) SCREW M6 X 25mm	SS	08864-812A
6	O-RING	BUNA	08864-710A
7	SPRING	SS	08864-817A
8	HEX CAP	SS	08864-246A
9	DECK RING AL	AL	08861-243A
9	DECK RING ST	ST	08861-247A
10	(4) WASHER	UP	08864-803A
11	(4) WASHER	SS	08864-805A
12	(4) THREADED POST	SS	08864-802A
13	(4) NYLOCK NUT M10	SS	08864-807A
14	WRENCH	ST	08861-401A

MATERIAL KEY	
AL - ALUMINUM	
ST - GALV. STEEL	
SS - STAINLESS STEEL	
UP - UHMW POLY	
BUNA - NITRILE RUBBER	



## 1/2" SOCKET DRIVE ADAPTER INCLUDED

PROVIDES ALTERNATIVE USE OF 1/2" DRIVE RATCHET. INSERT CAN BE INSTALLED IN HATCH OR USED AS AN ADAPTER. SCREWS PROVIDED IF ADAPTER IS INSTALLED

IMPORTANT: WHEN ORDERING, PLEASE SPECIFY OUTSIDE DIAMETER (C) OR CLEAR OPENING (D). UNITS ARE IDENTIFIED BY CLEAR OPENING.

HATCH WEIGHTS LBS. (KGS)			
Model Number	BFHLP24X24		
Material	AL	ST	
Cover	50 (22.7)	N/A	
Deck Ring	12 (5.4)	15 (6.8)	

Model Number	DIMENSIONS INCHES (mm)					
	A	B	C (AL)	C (ST)	D	E
BFHLP24X24	2 11/16 (68)	13 (330)	30 7/16 x 30 7/16 (777 x 777)	26 5/8 x 26 5/8 (676 x 676)	24 x 24 (610 x 610)	5/16 (8)



## BAIER FLUSH HATCH LOW PROFILE MULTI-DOGGED TYPE "D" QUICK ACTING POSITIVE LOCK MODEL BFHLP24X24

DWG. 08864-171





15" x 23"  
20 BOLT  
PATTERN

# Steel Multi-Bolt Manhole Covers

---

LIFT HANDLE ONLY  
AVAILABLE ON SOME  
MANHOLES SEE MATRIX

## BMHC15X23F - Manhole - 15" X 23" 20-Bolt & 26-

### Bolt - Flush Screw

Baier's complete line of multi-bolt manholes serves as a great inexpensive option for applications where frequent access is not required. Ideal for tank top covers, fuel and water tank access, inspection access to ship voids, barges, sanitary and digester tanks, clean outs and more. These watertight manholes feature simple designs and utilize high strength steel.

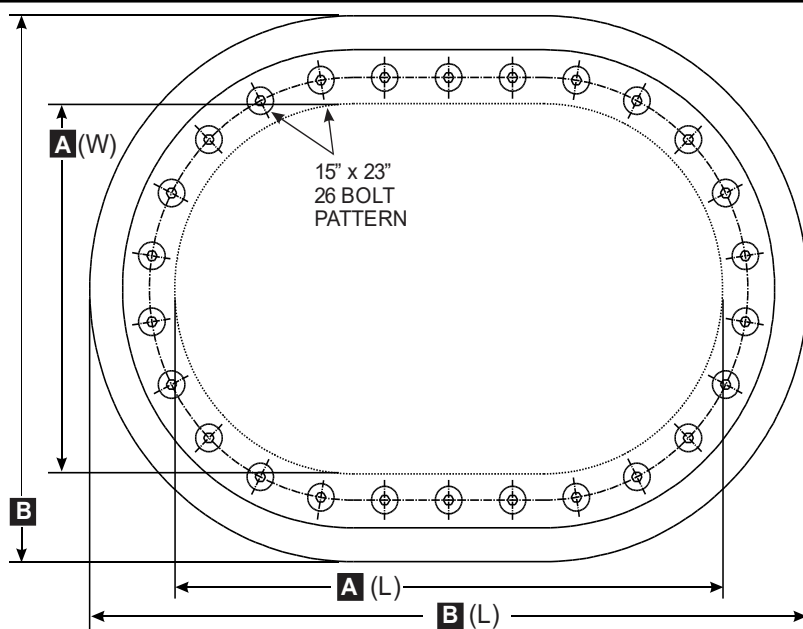
#### Features:

- High strength carbon steel construction
- Hardware combinations of dissimilar metal prevent galling and corrosion (Not available on all models - see Manhole Matrix for details)
- High-quality neoprene rubber gaskets ensure water tight seal (oil resistant Buna-N optional)
- Neoprene gasket material is UV resistant to prevent cracking and memory fatigue



Model Number	Description	Autocad PDF/DXF/XML	Part Number	Clear Opening In. (mm)
BMHC15X23F	Manhole 15X23 20-Bolt, Flush	BMHC15X23F	08866-101F	15 X 23 (380 x 584)
UMC-505	Manhole 15x23 26-Bolt, Flush		02610-101A	15 x 23 (380 x 584)

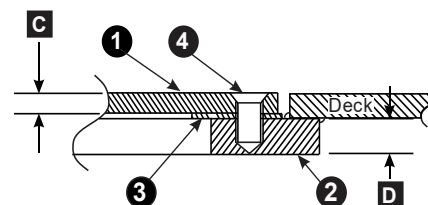
All of our manholes meet the ABS (American Bureau of Shipping) requirements for design and materials



#### BILL OF MATERIAL: BMHC15X23F

PC. NO.	DESCRIPTION	MATERIAL
1	COVER	STEEL (PRIMED)
2	DECK RING	STEEL (PRIMED)
3	GASKET	BUNA
4	BOLT	STAINLESS STEEL
5	STUD	NA
6	WASHER	NA
7	NUT	NA
8	COAMING	STEEL (PRIMED)

#### EXAMPLE: FLUSH SCREW



## Manhole Product Matrix

PART NUMBER	MODEL # REFERENCE	STYLE	BOLT THREAD	BOLT LENGTH	OPENING W x L (IN)	OVERALL W x L (IN)	C (IN)	D (IN)	E (IN)	WGHT (LBS)	BOLT/ STUD	NUT	WASH ER	GASK ET	HNDL Y/N
15" x 23"	20 Bolt Flush														
BMHC15X23F	08866-101F	FLUSH SCREW	1/2-13	.9375	15 x 23	21 x 29	.393	.787	N/A	98	SS			BUNA	N
15" x 23"	26 Bolt Flush														
02610-101A	UMC-505	FLUSH SCREW	5/8-11	1.25	15 x 23	22 x 30	.51	1.125	N/A	160	SS			BUNA	N

ZN - Zinc Plated Steel, SS - Stainless Steel, BR - Brass/Bronze

## BMHC15X23BS BAIER - Manhole - 15" X 23" 20-

### Bolt - Weld Bolt

Baier's complete line of multi-bolt manholes serves as a great inexpensive option for applications where frequent access is not required. Ideal for tank top covers, fuel and water tank access, inspection access to ship voids, barges, sanitary and digester tanks, clean outs and more. These watertight manholes feature simple designs and utilize high strength steel.

#### Features:

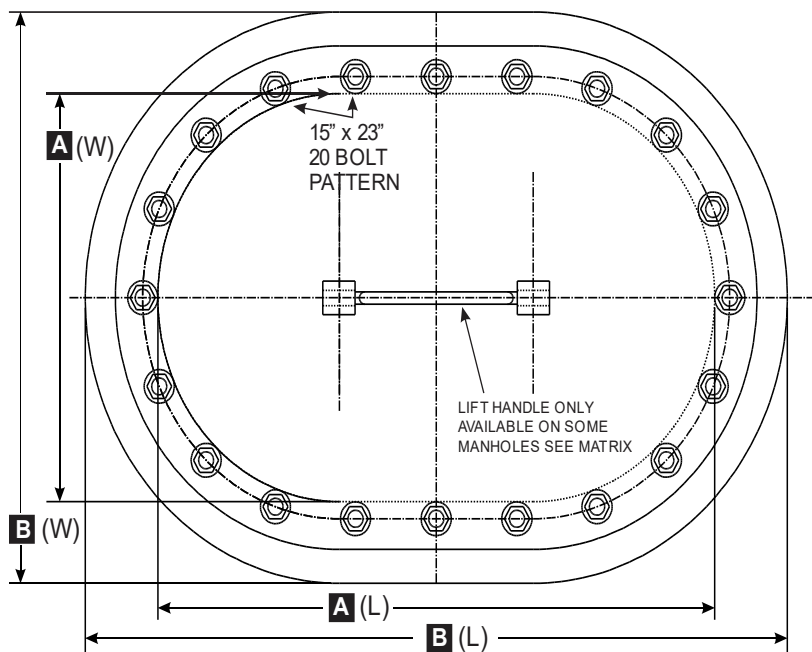
- High strength carbon steel construction
- Hardware combinations of dissimilar metal prevent galling and corrosion (Not available on all models - see Manhole Matrix for details)
- High-quality neoprene rubber gaskets ensure watertight seal (oil resistant Buna-N optional)
- Neoprene gasket material is UV resistant to prevent cracking and memory fatigue



Model Number	Description	Autocad PDF/ DXF/XML	Part Number	Clear Opening In. (mm)
BMHC15X23BS	Manhole - 15x23 Weld Bolt, Flush	BMHC15X23BS	02590-105A	15 X 23 (380 x 584)
UMC-503	Manhole - 15x23 20-Bolt, Flush	02590-101A CUTOUT	02590-101A	15 x 23 (380 x 584)



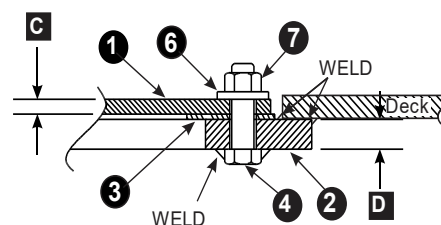
All of our manholes meet the ABS (American Bureau of Shipping) requirements for design and materials



#### BILL OF MATERIAL: BMHC15X23BS

PC.NO.	DESCRIPTION	MATERIAL
1	COVER	STEEL (PRIMED)
2	DECK RING	STEEL (PRIMED)
3	GASKET	BUNA
4	BOLT	NA
5	STUD	STAINLESS STEEL
6	WASHER	BRONZE
7	NUT	SEE MATRIX
8	COAMING	STEEL (PRIMED)

#### EXAMPLE: WELD BOLT



1-800-455-3917  
206-632-2441 (FAX)  
sales@baiermarine.com

## Manhole Product Matrix

PART NUMBER	MODEL # REFERENCE	STYLE	BOLT THREAD	BOLT LENGTH	OPENING W x L (IN)	OVERALL W x L (IN)	C (IN)	D (IN)	E (IN)	WGHT (LBS)	BOLT/ STUD	NUT	WASH ER	GASK ET	HNDL Y/N
15" x 23"	20 Bolt Flush														
02590-101A	UMC-503	WELD BOLT	5/8-11	2.25	15 x 23	21 x 29	.393	.787	N/A	95	ZN	SS	BR	BUNA	Y
02590-105A	UMC-503-SS	WELD BOLT	5/8-11	2.25	15 x 23	21 x 29	.393	.787	N/A	95	SS	BR	BR	BUNA	Y

ZN - Zinc Plated Steel, SS - Stainless Steel, BR - Brass/Bronze



## BMHC15X23S - Manhole - 15" X 23"

### 20-Bolt - Weld Stud

Baier's complete line of multi-bolt manholes serves as a great inexpensive option for applications where frequent access is not required. Ideal for tank top covers, fuel and water tank access, inspection access to ship voids, barges, sanitary and digester tanks, clean outs and more. These watertight manholes feature simple designs and utilize high strength steel.

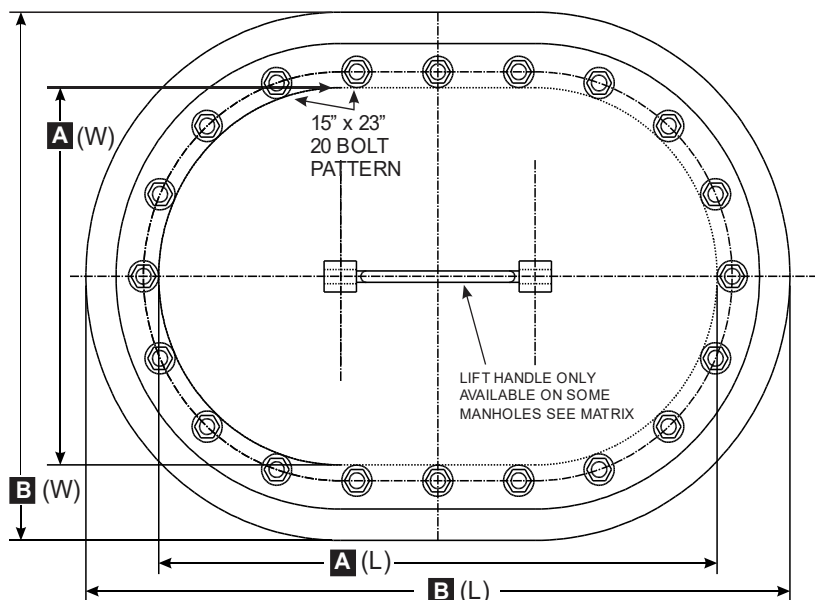
#### Features:

- High strength carbon steel construction
- Hardware combinations of dissimilar metal prevent galling and corrosion (Not available on all models - see Manhole Matrix for details)
- High-quality neoprene rubber gaskets ensure watertight seal (oil resistant Buna-N optional)
- Neoprene gasket material is UV resistant to prevent cracking and memory fatigue



Model Number	Description	Autocad PDF/DXF/XML	Part Number
BMHC15X23S	Manhole -15X23 20-Bolt	BMHC15X23S	08866-101S
BMHC15X23Z	Manhole -15X23 20-Bolt w/ 3" NPT Raised	BMHC15X23Z	08866-101Z
BMHC15X23H	Manhole -15X23 20-Bolt w/ 3" NPT Flush	BMHC15X23H	08866-101H

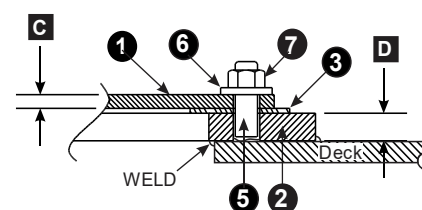
All of our manholes meet the ABS (American Bureau of Shipping) requirements for design and materials



#### BILL OF MATERIAL: BMHC15X23S

PC.NO.	DESCRIPTION	MATERIAL
1	COVER	STEEL (PRIMED)
2	DECK RING	STEEL (PRIMED)
3	GASKET	BUNA
4	BOLT	STAINLESS STEEL
5	STUD	NA
6	WASHER	STAINLESS STEEL
7	NUT	BRONZE
8	COAMING	STEEL (PRIMED)

#### EXAMPLE: STUD WELD



## Manhole Product Matrix

PART NUMBER	MODEL # REFERENCE	STYLE	BOLT THREAD	BOLT LENGTH	OPENING W x L (IN)	OVERALL W x L (IN)	C (IN)	D (IN)	E (IN)	WGHT (LBS)	BOLT/ STUD	NUT	WASH ER	GASK ET	HNDL Y/N
15" x 23"	20 Bolt Flush														
BMHC15X23S	08866-101S	STUD WELD	3/4-10	2.25	15 x 23	21 x 29	.393	.787	N/A	104	SS	BR	SS	BUNA	N
15" x 23"	w/ 3" NPT	20 Bolt Flush	3" NPT	PLUG											
BMHC15X23Z	RAISED PLUG	STUD WELD	3/4-10	2.25	15 x 23	21 x 29	.393	.787	N/A	125	SS	BR	SS	BUNA	N
BMHC15X23H	FLUSH PLUG	STUD WELD	3/4-10	2.25	15 x 23	21 x 29	.393	.787	N/A	125	SS	BR	SS	BUNA	N

ZN - Zinc Plated Steel, SS - Stainless Steel, BR - Brass/Bronze

## BMHC15X23X2 5BZ - Manhole - 15" X 23" Raised

### Coaming

Baier's complete line of multi-bolt manholes serves as a great inexpensive option for applications where frequent access is not required. Ideal for tank top covers, fuel and water tank access, inspection access to ship voids, barges, sanitary and digester tanks, clean outs and more. These watertight manholes feature simple designs and utilize high strength steel.

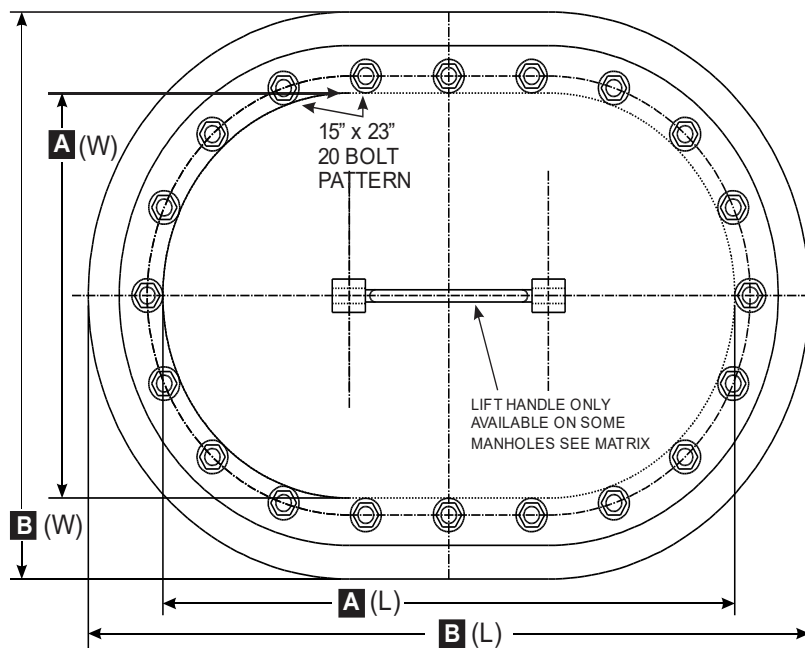
#### Features:

- High strength carbon steel construction
- Hardware combinations of dissimilar metal prevent galling and corrosion (Not available on all models - see Manhole Matrix for details)
- High-quality neoprene rubber gaskets ensure water tight seal (oil resistant Buna-N Optional)
- Neoprene Gasket material is UV resistant to prevent cracking and memory fatigue



Model Number	Description	Autocad PDF/DXF/XML	Part Number	Clear Opening In. (mm)
UMC-501	Raised 15x23 20-Bolt Manhole w/ 2.5" Coaming	02570-101A_CUTOUT	02570-101A	15 x 23 (380 x 584)
BMHC15X23X4BS	Manhole - 15x23 4" Raised Coaming		02570-105A	15" X 23"

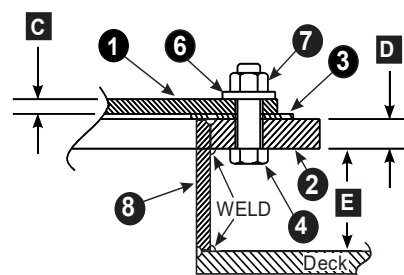
All of our manholes meet the ABS (American Bureau of Shipping) requirements for design and materials



#### BILL OF MATERIAL: BMHC15X23X2\_5BZ

PC.NO.	DESCRIPTION	MATERIAL
1	COVER	STEEL (PRIMED)
2	DECK RING	STEEL (PRIMED)
3	GASKET	BUNA
4	BOLT	SEE MATRIX
5	STUD	NA
6	WASHER	SEE MATRIX
7	NUT	BRONZE
8	COAMING	STEEL (PRIMED)

#### EXAMPLE: NON WELD



## Manhole Product Matrix

PART NUMBER	MODEL # REFERENCE	STYLE	BOLT THREAD	BOLT LENGTH	OPENING W x L (IN)	OVERALL W x L (IN)	C (IN)	D (IN)	E (IN)	WGHT (LBS)	BOLT/ STUD	NUT	WASHER	GASKET	HN DL Y/N
15" x 23"	20 Bolt Raised														
02570-101A	UMC-501	NON WELD	5/8-11	1.75	15 x 23	20 x 28	.393	.375	2.5	85	ZN	SS	BR	BUNA	N
02570-105A		NON WELD	5/8-11	1.75	15 x 23	20 x 28	.393	.375	4	95	SS	BR	BR	BUNA	N

ZN - Zinc Plated Steel, SS - Stainless Steel, BR - Brass/Bronze



1-800-455-3917  
206-632-2441 (FAX)  
sales@baiermarine.com

## BMHC18X24BZ - Manhole - 18" X 24" 24-Bolt -

### Weld Bolt

Baier's complete line of multi-bolt manholes serves as a great inexpensive option for applications where frequent access is not required. Ideal for tank top covers, fuel and water tank access, inspection access to ship voids, barges, sanitary and digester tanks, clean outs and more. These watertight manholes feature simple designs and utilize high strength steel.

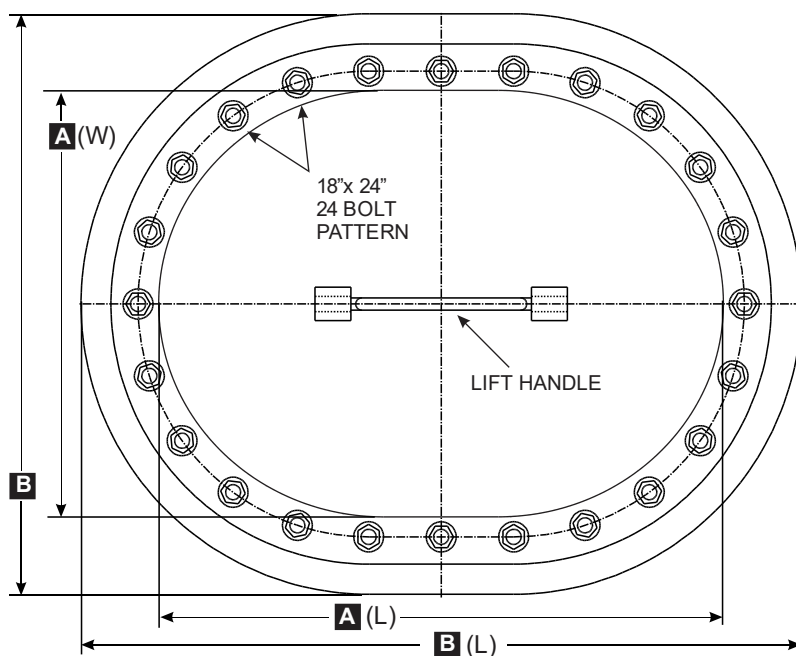
#### Features:

- High strength carbon steel construction
- Hardware combinations of dissimilar metal prevent galling and corrosion (Not available on all models - see Manhole Matrix for details)
- High-quality neoprene rubber gaskets ensure watertight seal (oil resistant Buna-N optional)
- Neoprene gasket material is UV resistant to prevent cracking and memory fatigue



Model Number	Description	Autocad PDF/DXF/XML	Part Number	Cutout Dimension in. (mm)
UMC-504	Flush 18x24 24-Bolt Manhole	02600-101A_CUTOUT	BMHC15X23BZ	

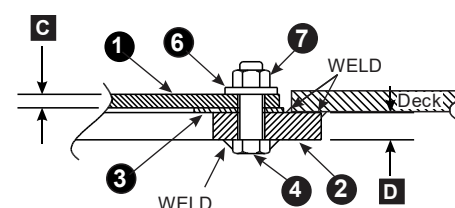
All of our manholes meet the ABS (American Bureau of Shipping) requirements for design and materials



### BILL OF MATERIAL: BMHC18X24BZ

PC.NO.	DESCRIPTION	MATERIAL
1	COVER	STEEL (PRIMED)
2	DECK RING	STEEL (PRIMED)
3	GASKET	BUNA
4	BOLT	ZINC PLATED STEEL
5	STUD	NA
6	WASHER	BRONZE
7	NUT	SEE MATRIX
8	COAMING	STEEL (PRIMED)

### EXAMPLE: WELD BOLT



## Manhole Product Matrix

PART NUMBER	MODEL # REFERENCE	STYLE	BOLT THREAD	BOLT LENGTH	OPENING W x L (IN)	OVERALL W x L (IN)	C (IN)	D (IN)	E (IN)	WGHT (LBS)	BOLT/ STUD	NUT	WASH ER	GASK ET	HNDL Y/N
18" x 24"	24 Bolt Flush														
02600-101A	UMC-504	WELD BOLT	5/8-11	2.25	18 x 24	24 x 30	.393	.787	N/A	112	ZN	ZN	BR	BUNA	Y

ZN - Zinc Plated Steel, SS - Stainless Steel, BR - Brass/Bronze



1-800-455-3917  
206-632-2441 (FAX)  
sales@baiermarine.com



## BMHC18X242 5BZ

### Raised 18 x 24 24-Bolt Manhole

Baier's complete line of multi-bolt manholes serve as a great option for applications where frequent access to a compartment is not required. These manholes feature simple designs, utilize high strength steel and are available in different configurations and hardware combinations to meet your requirements.

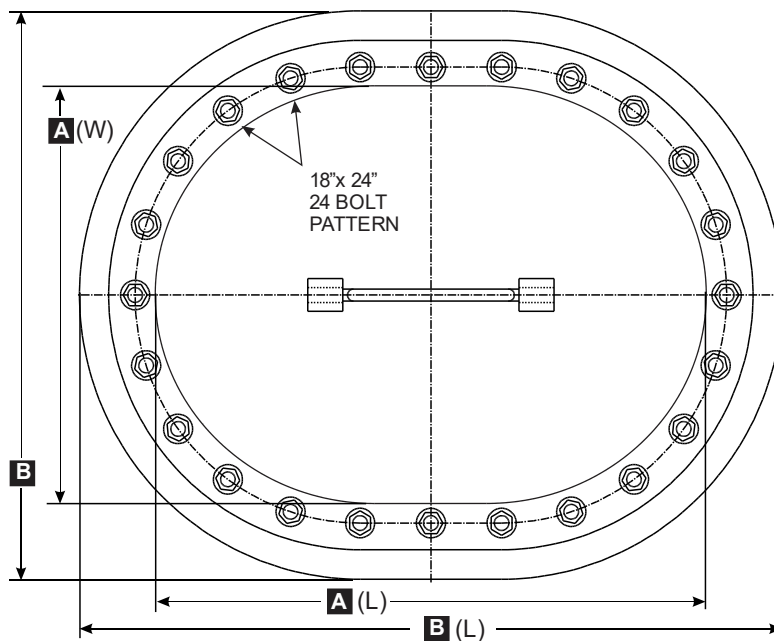
#### Features

- Hex Head Bolt - Zinc Plated Steel
- Hex Nut - Stainless Steel
- Washer - Brass
- Gasket - Nitrile Rubber

Model Number	Description	Part Number	Autocad PDF/DXF/XML	Clear Opening In. (mm)
UMC-502	Raised 18x24 24-Bolt Manhole w/ 2.5" Coaming	02580-101A	02580-101A_CUTOUT	18 x 24 (457 x 610)

Steel (ASTM A36)  
Painted Primer Grey

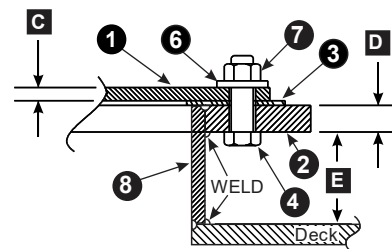
Various hardware options available upon request.  
High-quality UV resistant BUNA-N Rubber gaskets ensure a water tight seal resistant to cracking and memory fatigue.  
Meets ABS (American Bureau of Shipping) requirements for design and materials.



#### BILL OF MATERIAL: BMHC18X24X2.5BZ

PC.NO.	DESCRIPTION	MATERIAL
1	COVER	STEEL (PRIMED)
2	DECK RING	STEEL (PRIMED)
3	GASKET	BUNA
4	BOLT	ZINC PLATED STEEL
5	STUD	NA
6	WASHER	BRONZE
7	NUT	SEE MATRIX
8	COAMING	STEEL (PRIMED)

#### EXAMPLE: NON-WELD



## Manhole Product Matrix

PART NUMBER	MODEL # REFERENCE	STYLE	BOLT THREAD	BOLT LENGTH	OPENING W x L (IN)	OVERALL W x L (IN)	C (IN)	D (IN)	E (IN)	WGHT (LBS)	BOLT/ STUD	NUT	WASH ER	GASK ET	HNDL Y/N
18" x 24"	24 Bolt Raised														
02580-101A	UMC-502	NON-WELD	5/8-11	1.75	18 x 24	23 x 29	.393	.375	2.5	106	ZN	SS	BR	BUNA	N

ZN - Zinc Plated Steel, SS - Stainless Steel, BR - Brass/Bronze



1-800-455-3917  
206-632-2441 (FAX)  
sales@baiermarine.com

## BMHC\_BAIER - Clean-Out Hatch - Round 14" & 18"

### Raised Coaming

The round manholes are also sometimes referred to as clean-out hatches.

Baier's complete line of multi-bolt manholes serves as a great inexpensive option for applications where frequent access is not required. Ideal for tank top covers, fuel and water tank access, inspection access to ship voids, barges, sanitary and digester tanks, clean outs and more. These watertight manholes feature simple designs and utilize high strength steel.

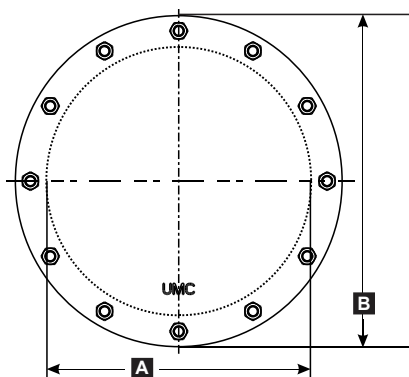
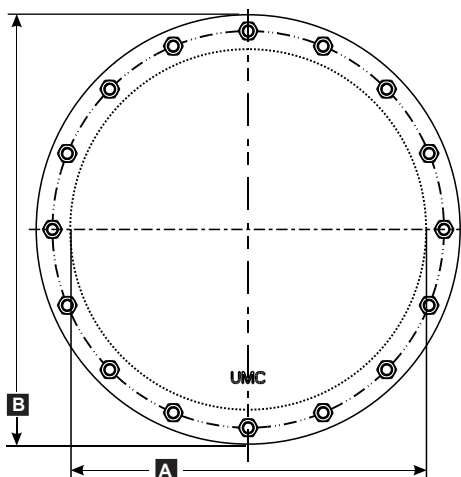
#### Features:

- High strength carbon steel construction
- Hardware combinations of dissimilar metal prevent galling and corrosion (Not available on all models - see Manhole Matrix for details)
- High-quality neoprene rubber gaskets ensure watertight seal (oil resistant Buna-N Optional)
- Neoprene Gasket material is UV resistant to prevent cracking and memory fatigue



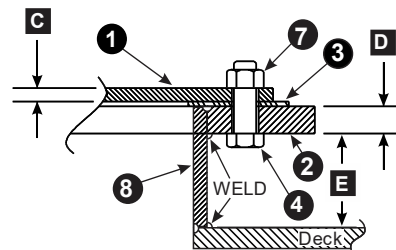
Model Number	Description	Autocad PDF/DXF/XML	Part Number	Clear Opening In. (mm)
UMC-154-18	Raised 18" Round Clean-Out Hatch		08450-101A	18 (457)
UMC-154-18-SS	Raised 18" Round Clean-Out Hatch SS		08450-102B	18 (457)
UMC-154-14	Raised 14" Round Clean-Out Hatch		08451-101A	14 (357)
UMC-154-14-SS	Raised 14" Round Clean-Out Hatch SS		08451-102B	14 (357)

All of our manholes meet the ABS (American Bureau of Shipping) requirements for design and materials



#### BILL OF MATERIAL: BMHC14\_18

PC.NO.	DESCRIPTION	MATERIAL
1	COVER	STEEL (PRIMED)
2	DECK RING	STEEL (PRIMED)
3	GASKET	BUNA
4	BOLT	SEE MATRIX
5	STUD	NA
6	WASHER	SEE MATRIX
7	NUT	BRONZE
8	COAMING	STEEL (PRIMED)



## Manhole Product Matrix

PART NUMBER	MODEL # REFERENCE	STYLE	BOLT THREAD	BOLT LENGTH	OPENING W x L (IN)	OVERALL W x L (IN)	C (IN)	D (IN)	E (IN)	WGHT (LBS)	BOLT/ STUD	NUT	WASH ER	GASK ET	HNDL Y/N
<b>18" Round</b>		<b>Raised</b>													
08450-101A	UMC-154-18	NON WELD	5/8-11	2	18 x 18	23 x 23	.393	.393	2.5	78	ZN	BR		BUNA	N
08450-102B	UMC-154-18	NON WELD	5/8-11	2	18 x 18	23 x 23	.393	.393	2.5	78	SS	SS		NONE	N
<b>14" Round</b>		<b>Raised</b>													
08451-101A	UMC-154-14	NON WELD	5/8-11	2	14 x 14	19 x 19	.393	.393	2.5	55	ZN	BR		BUNA	N
08451-102B	UMC-154-14	NON WELD	5/8-11	2	14 x 14	19 x 19	.393	.393	2.5	55	SS	SS		BUNA	N

ZN - Zinc Plated Steel, SS - Stainless Steel, BR - Brass/Bronze

## BMHC10U - Clean-Out Hatch -

### Round 10" Weld Bolt

The round manholes are also sometimes referred to as clean-out hatches.

Baier's complete line of multi-bolt manholes serves as a great inexpensive option for applications where frequent access is not required. Ideal for tank top covers, fuel and water tank access, inspection access to ship voids, barges, sanitary and digester tanks, clean outs and more. These watertight manholes feature simple designs and utilize high strength steel.

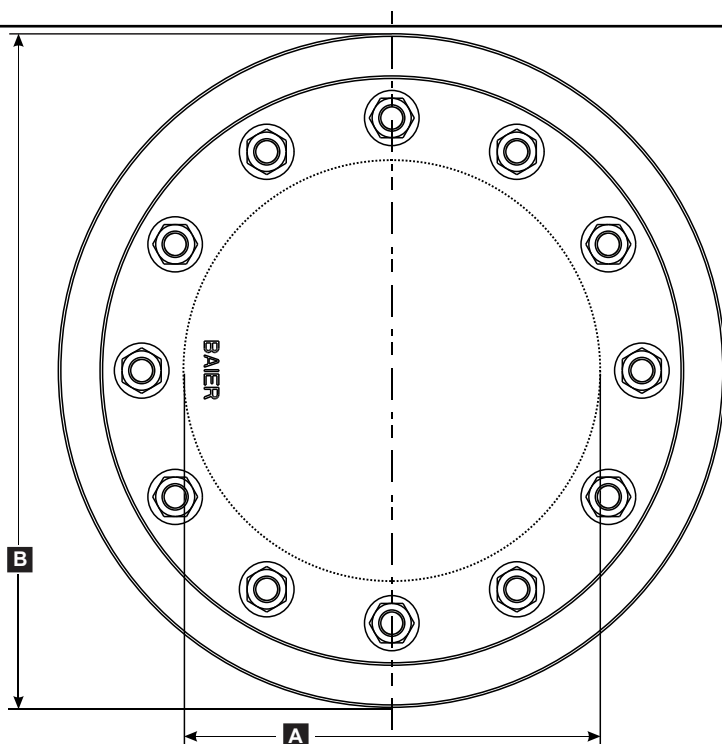
#### Features:

- High strength carbon steel construction
- Hardware combinations of dissimilar metal prevent galling and corrosion (Not available on all models - see Manhole Matrix for details)
- High-quality neoprene rubber gaskets ensure watertight seal (oil resistant Buna-N optional)
- Neoprene gasket material is UV resistant to prevent cracking and memory fatigue



Model Number	Description	Autocad PDF/DXF/XML	Part Number	Clear Opening In. (mm)
08866-110A	Clean-Out Hatch - Round 10"		08866-110A	10

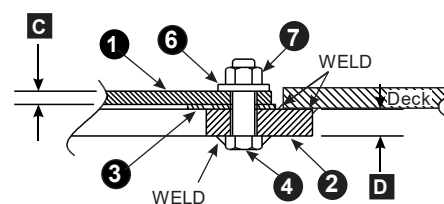
All of our manholes meet the ABS (American Bureau of Shipping) requirements for design and materials



#### BILL OF MATERIAL: BMHC10

PC.NO.	DESCRIPTION	MATERIAL
1	COVER	STEEL (PRIMED)
2	DECK RING	STEEL (PRIMED)
3	GASKET	BUNA
4	BOLT	STAINLESS STEEL
5	STUD	NA
6	WASHER	STAINLESS STEEL
7	NUT	BRONZE
8	COAMING	STEEL (PRIMED)

#### EXAMPLE: WELD BOLT



## Manhole Product Matrix

PART NUMBER	MODEL # REFERENCE	STYLE	BOLT THREAD	BOLT LENGTH	OPENING W x L (IN)	OVERALL W x L (IN)	C (IN)	D (IN)	E (IN)	WGHT (LBS)	BOLT/ STUD	NUT	WASHER	GASKET	HNDL Y/N
10" Round	12 Bolt Flush														
08866-110A	WELD BOLT		5/5-11	2.25	10 x 10	16 x 16	.393	.787	N/A	48	SS	BR	SS	BUNA	N

ZN - Zinc Plated Steel, SS - Stainless Steel, BR - Brass/Bronze



Marine Company, Inc.

1-800-455-3917  
206-632-2441 (FAX)  
sales@baiermarine.com





# Universal Steel Hatches

4 DOG MODEL  
PLACEMENT

## UMC-430 - T-Bolt Style: Round - 18" & 24"


This industry standard steel enclosure is based on the proven strongback style hatch and is operated by a single T-handle bolt. It easy operation facilitates its convenient use while maintaining a near flush profile.

### Features:

- Made from high strength 3/8" steel for better impact resistance
- No tools required single bolt T-handle for secure engagement
- Stainless steel T-Handle and Brass Thread block uses dissimilar metals to prevent galling and ensure trouble free operation
- Nitrile rubber gaskets ensure water tight design



UMC-430-18 Steel Hatch with Stainless Steel Hardware



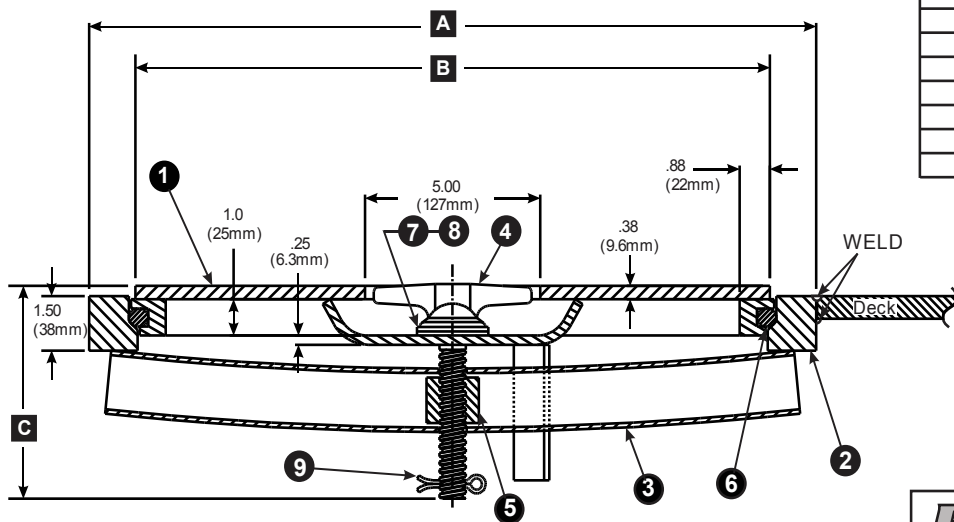
Model Number	Description	Part Number	Clear Opening In. (mm)	Cutout Dimension in. (mm)	Autocad PDF/DXF
UMC-430-18	Flush 18" T-Bolt Hatch	01210-101A	18 (457)	20.75 (527)	
UMC-430-24	Flush 24" T-Bolt Hatch	01220-101A	24 (508)	26.75 (679)	

### HATCH MATERIAL:

Steel (ASTM A36)  
Painted Primer Grey

### HARDWARE:

Tee Bolt - Stainless Steel  
Thread Block - Brass  
Strongback - Galvanized Steel  
Gasket - Nitrile Rubber  
Washer - Brass  
Handle Gasket - Nitrile Rubber



## BILL OF MATERIAL: UMC-430

PC.NO.	DESCRIPTION	MATERIAL
1	COVER	STEEL
2	DECK RING	STEEL
3	STRONGBACK	GALVANIZED STEEL
4	T-HANDLE	STAINLESS STEEL
5	NUT SQUARE	BRASS
6	GASKET	NITRILE RUBBER
7	WSHER	BRASS
8	HANDLE GASKET	NITRILE RUBBER
9	COTTER PIN	STAINLESS

Model Number	Part Number	DIMENSIONS INCHES (MM)			Weight LBS (KGS)
		A	B	C	
UMC-430-18	01210-101A	20.76 (527)	18.13 (460)	5.89 (150)	81 (37)
UMC-430-24	01220-101A	26.76 (679)	24 (610)	5.76 (150)	120 (55)



1-800-455-3917  
206-632-2441 (FAX)  
sales@baiermarine.com

Marine  
Company, Inc.

## UNIVERSAL FLUSH HATCH

SINGLE BOLT T-HANDLE STYLE  
18" & 24" ROUGH OPENING  
MODEL 01210-101A - UMC-430-18  
MODEL 01220-101A - UMC-430-24

DWG. NO. UMC-430

## UMC-301 - Single Bolt Style: Round - 20" & 22"

This industry standard steel enclosure is also based on the proven strongback style hatch and is operated by a single 7/8" Stainless steel bolt. The simple design provides a secured hatch and flush deck profile.

### Features:

- Made from high strength 3/8" steel for better impact resistance
- 1-5/16" wrench required for single bolt secure engagement
- Stainless steel bolt and steel strongback provide dissimilar metals to prevent galling and ensure trouble free operation
- Nitrile rubber gaskets ensure Water tight design
- Stainless steel chain ensures covers stay attached and never get lost



UMC-301-20 Steel Hatch with Stainless Steel Hardware



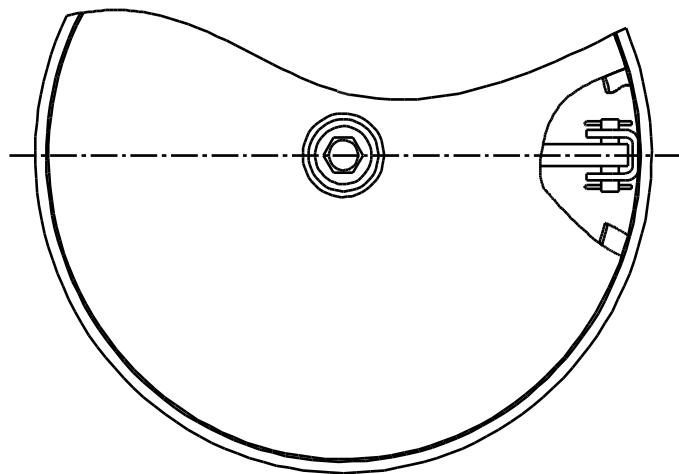
Model Number	Description	Part Number	Clear Opening In. (mm)	Cutout Dimension in. (mm)	Autocad PDF/DXF
UMC-540-1775	Raised 20" Round Single Bolt Watertight Hatch	08380-101A	17.75 (451)	20 (508)	
UMC-540-1975	Raised 22" Round Single Bolt Watertight Hatch	08381-101a	19.75 (502)	22 (559)	

### HATCH MATERIAL:

Steel (ASTM A36)  
Painted Primer Grey

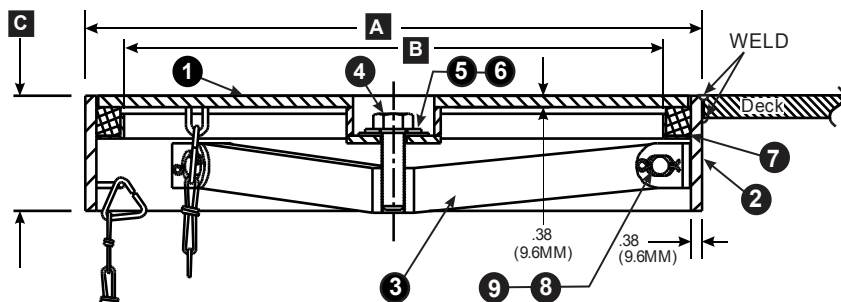
### HARDWARE:

Bolt 7/8-9 - Stainless Steel  
Chain - Stainless Steel  
Hinge Pin - Stainless Steel  
Cotter Pin - Stainless Steel  
Washer - Brass  
Bolt Gasket - Nitrile Rubber



## BILL OF MATERIAL: UMC-301

PC.NO.	DESCRIPTION	MATERIAL
1	COVER	STEEL
2	COAMING	STEEL
3	STRONGBACK	STEEL
4	BOLT 7/8-9	STAINLESS STEEL
5	WASHER	BRASS
6	BOLT GASKET	NITRILE RUBBER
7	GASKET	NITRILE RUBBER
8	PIN	STEEL
9	COTTER PIN	STAINLESS



Model Number	Part Number	DIMENSIONS INCHES (MM)			Weight LBS (KGS)
		A	B	C	
UMC-301-20	08380-101A	20 (508)	17.75 (450)	4 (102)	70 (32)
UMC-301-22	08381-101A	22 (559)	19.75 (502)	4 (102)	75 (34)



1-800-455-3917  
206-632-2441 (FAX)  
sales@baiermarine.com

## UNIVERSAL FLUSH HATCH

SINGLE BOLT ROUND MANHOLE  
20" & 22" OUTSIDE DIAMETER  
MODEL 08380-101A - UMC-301-20  
MODEL 08381-101A - UMC-301-22

DWG. NO. UMC-301



## UMC-474 - Twist Lock Style: Round - Flush & Coaming

The Twist Lock hatch is a simple proven design for hatch enclosures. The twist engagement method for securing this hatch makes this the simplest hatch to operate. This hatch is made from high strength 3/8" cast steel with reinforced ribs. Built-in Lift-out handles are molded into the cover plate for convenience.

### Features:

- Low cost - high strength cast steel construction
- Lift-out grab handles Molded into cover casting
- Reinforced steel ribs on cover to provide greater impact resistance
- Galvanized steel chain ensures the cover stays attached and will never get lost



Model Number	Description	Part Number	Clear Opening In. (mm)	Cutout Dimension in. (mm)	Autocad PDF/DXF
UMC-474	Flush 18" Round Twist Lock Hatch	08640-101A	18.6 (472)	24 (610)	
UMC-474-5	Raised 18" Round Twist Lock Hatch	08641-101A	18.6 (472)	24 (610)	

### HATCH MATERIAL:

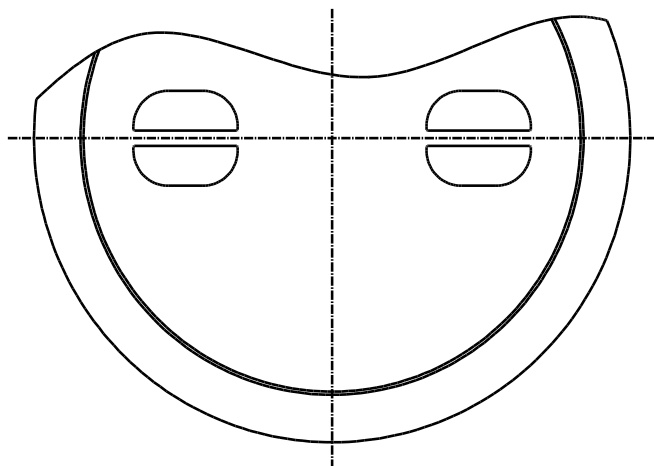
Steel (ASTM A36)  
Painted Primer Grey

### HARDWARE:

Gasket - Nitrile Rubber  
Chain - Galvanized Steel  
Coaming\* - Steel

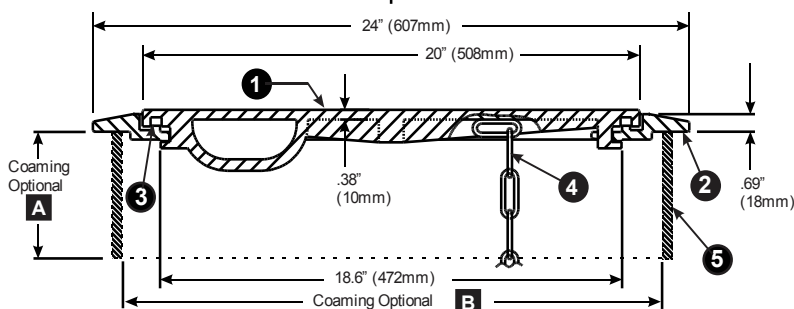


UMC-474 Cast Steel Hatch with Cast Steel Deck Ring



### BILL OF MATERIAL: UMC-474

PC.NO.	DESCRIPTION	MATERIAL
1	COVER	STEEL
2	DECK RING	STEEL
3	GASKET	NITRILE RUBBER
4	CHAIN	STAINLESS STEEL
5	COAMING	STEEL



Model Number	Part Number	DIMENSIONS INCHES (MM)		Weight LBS (KGS)
		A	B	
UMC-474	08640-101A	N/A	N/A	85 (39)
UMC-474-5	08641-101A	5" (127)	21.75" (552)	118 (54)



1-800-455-3917  
206-632-2441 (FAX)  
sales@baiermarine.com

Marine Company, Inc.

### UNIVERSAL FLUSH HATCH

STEEL TWIST LOCK HATCH  
24" ROUND OVERALL DIAMETER  
MODEL 08640-101A - UMC-474  
MODEL 08641-101A - UMC-474-5

DWG. NO. UMC-474

## UMC-144 - Ullage Style: Round - 8" & 10"

The Ullage hatch is a strong and secure method of enclosing a tank compartment while still providing easy single bolt operation for inspection or measuring of cargo. Available in 8" and 10" diameters.

### Features:

- Low cost - high strength cast steel construction.
- Cast Steel and Stainless Steel Dog handles (grease zerks Optional)
- Bronze tumble bolts for corrosion resistance and trouble free operation
- Bolts and nuts made from dissimilar metals to prevent galling and corrosion
- Simple Ullage arm hinge design allows for simple and clear access to port



Model Number	Description	Part Number	Clear Opening In. (mm)	Cutout Dimension in. (mm)	Autocad PDF/DXF
UMC-144	8" Round Ullage w/ 7/8" Coaming	01242-102A	8 (203)	7.5 (190.5)	
UMC-144-5	8" Round Ullage w/ 5" Coaming	01242-104B	8 (203)	7.5 (190.5)	
UMC-569-5	10" Round Ullage w/ 5" Coaming	01243-101A	10 (254)	9.5 (241.3)	

### HATCH MATERIAL:

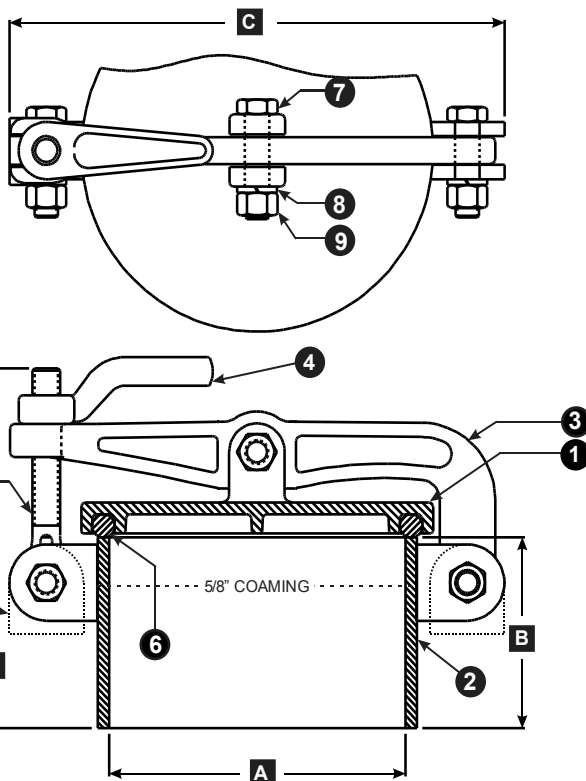
Steel (ASTM A36)  
Painted Primer Grey

### HARDWARE:

Tumble Bolt - Bronze  
Dog Handle - Steel  
Ullage Arm - Steel  
Bolt 5/8-11 - Zinc Plated Steel  
Nut 5-8-11 - Stainless Steel  
Washer - Stainless Steel  
Gasket - Nitrile Rubber



UMC-144-5 8" Steel Hatch with Stainless Steel Hardware



### BILL OF MATERIAL: UMC-144

PC.NO.	DESCRIPTION	MATERIAL
1	COVER	STEEL
2	COAMING	STEEL
3	ULLAGE HANDLE	STEEL
4	DOG HANDLE	STEEL
5	TUMBLE BOLT	BRONZE
6	GASKET	NITRILE RUBBER
7	BOLT 5/8-11	ZINC PLATED STEEL
8	NUT 5/8-11	STAINLESS STEEL
9	WASHER 5/8	STAINLESS STEEL



OPTIONAL FLAME SCREEN  
FOR 8" Ø & 10" Ø MODELS

Model Number	Part Number	DIMENSIONS INCHES (MM)				Weight LBS (KGS)
		A	B	C	D	
UMC-144	01242-102A	8" (203)	5/8" (16)	14" (356)	6.63" (168)	70(32)
UMC-144-5	01242-104B	8" (203)	5" (127)	14" (356)	9.44" (240)	70(32)
UMC-569-5	01243-101A	10" (254)	5" (127)	15.23" (387)	9.31" (236)	75(34)



1-800-455-3917  
206-632-2441 (FAX)  
sales@baiermarine.com

Marine  
Company, Inc.

### UNIVERSAL RAISED HATCH

SINGLE BOLT ULLAGE HATCH  
8" & 10" ROUGH OPENING  
MODEL 01242-102A - UMC-144  
MODEL 01242-104B - UMC-144-5  
MODEL 01243-101A - UMC-569-5

DWG. NO. UMC-144


## UMC-464-5 - Multi-Dog Style: Oval - 2 Dog & 4 Dog

### - Multi-Dog Oval

Raised watertight hatches are strong and secure enclosures designed to be easily accessed when needed. They are universally used on all types of commercial vessels from tank barges, hopper barges, box barges and push-boats to OSVs and larger commercial vessels. Their simple design and quality steel construction help them meet long range trouble free service requirements in the harshest environments.

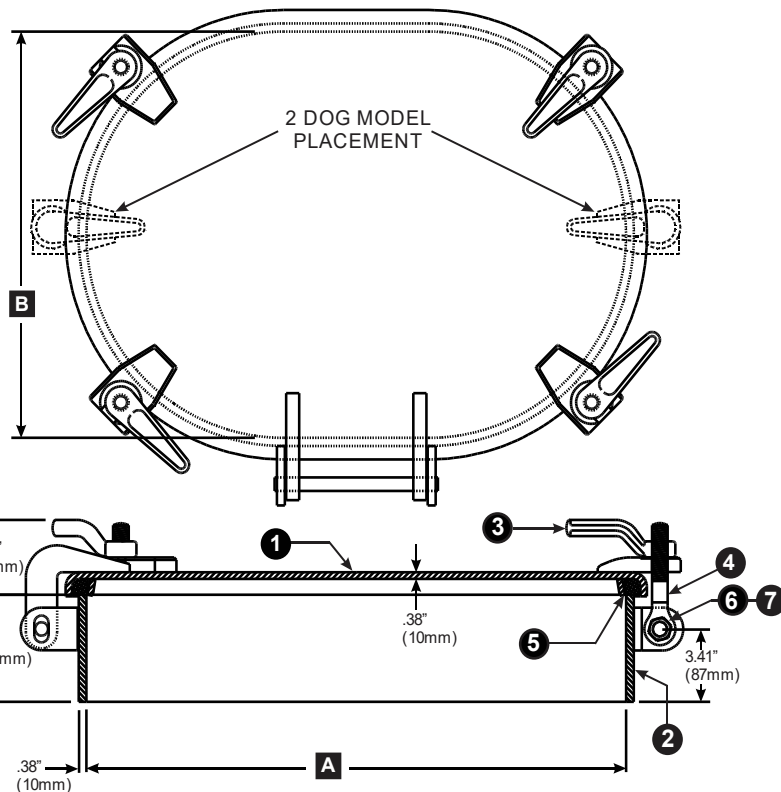
#### Features

- Tumble Bolt - Bronze
- Dog Handle - Steel
- Bolt 5/8-11 - Zinc Plated Steel
- Nut 5-8-11 - Stainless Steel
- Gasket - Nitrile Rubber
- All of our raised watertight hatches meet ABS (American Bureau of Shipping) requirements for design and materials.



Model Number	Part Number	Description	Clear Opening In. (mm)	Weight Total Lbs (Kgs.)
UMC-774-5	01241-105A	Raised 2 Dog 15x23 Water-tight Hatch	15 x 23 (380 x 584)	91 (41)
UMC-174-5	01240-102A	Raised 4 Dog 15x23 Water-tight Hatch	15 x 23 (380 x 584)	97 (44)
UMC-464-5	03800-101A	Raised 4 Dog 18x24 Water-tight Hatch	18 x 24 (457 x 610)	106 (48)

Steel (ASTM A36)  
Painted Primer Grey  
Various standard coaming heights available (Custom coaming heights available upon request).  
Other gasket material available upon request.  
Various hardware options available:  
- Steel, Stainless Steel, & Bronze Dog Handles (available with or without grease fittings).  
- Bronze & Stainless Steel Tumble Bolts.  
- Lug Bolts and nuts made from dissimilar metals to prevent galling and corrosion.  
Flame screens available upon request (sold separately).



#### BILL OF MATERIAL: UMC-174

PC.NO.	DESCRIPTION	MATERIAL
1	COVER	STEEL
2	COAMING	STEEL
3	DOG HANDLE	STEEL
4	TUMBLE BOLT	BRASS
5	GASKET	NITRILE RUBBER
6	BOLT 5/8-11	ZINC PLATED STEEL
7	NUT 5/8-11	STAINLESS STEEL



OPTIONAL FLAME SCREEN FOR 18' X 24' MODELS

Model Number	Part Number	DIMENSIONS INCHES (mm)		# OF DOGS	Weight LBS (KGS)
		A	B		
UMC-274-5	01241-105A	15" (382)	23" (584)	2 DOG	91(41.2)
UMC-174-5	01240-102A	15" (382)	23" (584)	4 DOG	97(44)
UMC-464-5	03800-101A	18.25" (457)	24.25" (607)	4 DOG	106(48)

1-800-455-3917  
206-632-2441 (FAX)  
sales@baiermarine.com

### UNIVERSAL RAISED HATCH

MULTI-DOG RAISED HATCH  
15"X23" & 18"X24" ROUGH OPENING  
MODEL 01241-105A - UMC-274-5  
MODEL 01240-102A - UMC-174-5  
MODEL 03800-101A - UMC-464-5

DWG. NO. UMC-174



## UMC-343-5 BAIER - Multi-Dog Style: Round - 4

### Dog & 3 Dog

Multi-Dog Raised hatches are a strong and secure working enclosure system. They are universally used hardware on all kinds of commercial vessels from small workboats to ocean going cargo ships. Their simple design and quality steel construction help them meet the long range trouble free service requirements in the harshest environments.

#### Features:

- Low cost - high strength cast steel construction
- Cast Steel and Stainless Steel Dog handles (available with grease zerks optional)
- Bronze tumble bolts for corrosion resistance and trouble free operation
- Bolts and nuts made from dissimilar metals to prevent galling and corrosion



Model Number	Description	Part Number	Clear Opening In. (mm)	Weight Total Lbs (Kgs.)	Autocad PDF/ DXF/XML
UMC-343-5	Raised 4 Dog 19" Round Watertight Hatch	01230-101A	19" (483)	92 (42)	
UMC-456-5	Raised 3 Dog 12" Round Watertight Hatch	03410-101A	12" (305)	52 (24)	

#### HATCH MATERIAL:

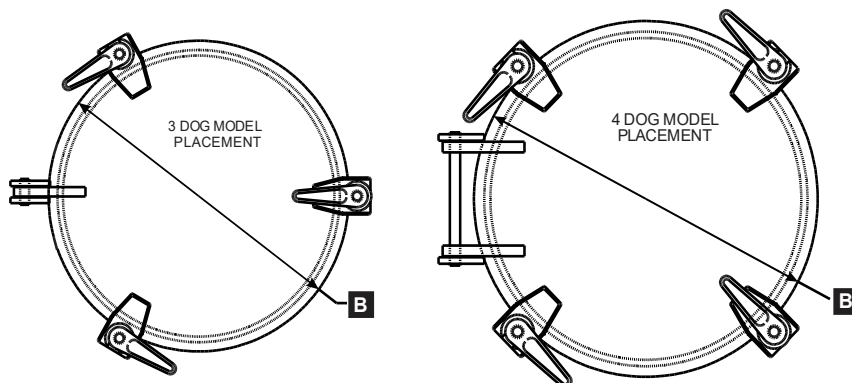
Steel (ASTM A36)  
Painted Primer Grey

#### HARDWARE:

Tumble Bolt - Bronze  
Dog Handle - Steel  
Bolt 5/8-11 - Zinc Plated Steel  
Nut 5/8-11 - Stainless Steel  
Gasket - Nitrile Rubber

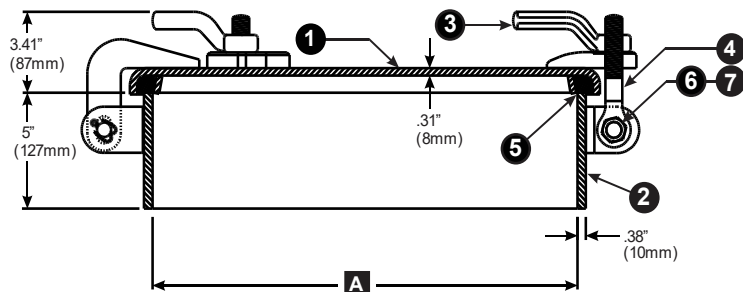


UMC-456-5 Steel Hatch 4-Dog



### BILL OF MATERIAL: UMC-343

PC.NO.	DESCRIPTION	MATERIAL
1	COVER	STEEL
2	COAMING	STEEL
3	DOG HANDLE	STEEL
4	TUMBLE BOLT	BRASS
5	GASKET	NITRILE RUBBER
6	BOLT 5/8-11	ZINC PLATED STEEL
7	NUT 5/8-11	STAINLESS STEEL



Model Number	Part Number	DIMENSIONS INCHES (mm)		# OF DOGS	Weight LBS (KGS)
		A	B		
UMC-456-5	03410-101A	12" (305)	13.75" (349)	3 DOG	85 (39)
UMC-343-5	01230-101A	19" (483)	21" (533)	4 DOG	92 (42)



### UNIVERSAL RAISED HATCH

MULTI-DOG RAISED HATCH  
22" ROUGH OPENING  
MODEL 03410-101A - UMC-456-5  
MODEL 01230-101A - UMC-343-5

DWG. NO. UMC-343

## UMC-464-144-5 BAIER - Multi-Dog Combo Hatch: Oval - 4 Dog w/ Ullage

Multi-Dog Raised hatches are a strong and secure working enclosure system. The added Ullage hatch is likewise a strong and secure method of enclosing a tank compartment while still providing easy single-bolt operation for inspection or measuring of cargo.

### Features:

- Low cost - high strength cast steel construction
- Cast Steel and Stainless Steel Dog handles (grease zerks optional)
- Bronze tumble bolts for corrosion resistance and trouble free operation
- Bolts and nuts made from dissimilar metals to prevent galling and corrosion



Model Number	Description	Part Number	Clear Opening In. (mm)	Weight Total Lbs (Kgs.)	Autocad PDF/ DXF/XML
UMC-464-5 / 144	Raised 4 Dog 18x24 Watertight Hatch + 8" Ullage & Hasp	03800-130J	18" x 24" (457 x 609) Ullage: 7" (178)	128 (58)	



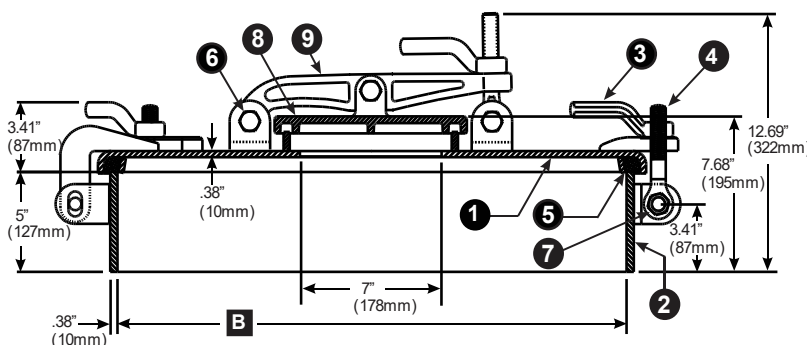
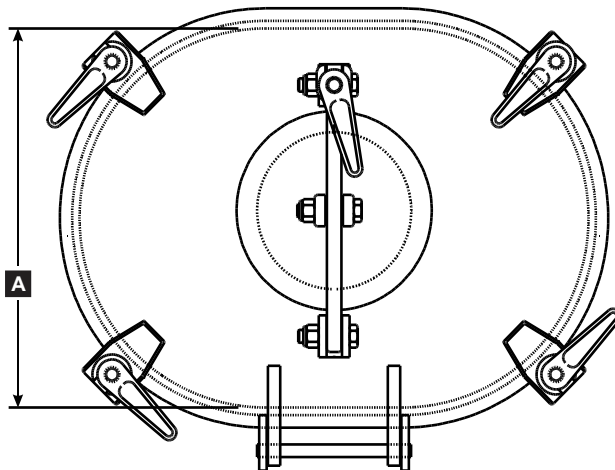
UMC-464-5 Steel Hatch 4-Dog with 8" Ullage Inspection

### HATCH MATERIAL:

Steel (ASTM A36)  
Painted Primer Grey

### HARDWARE:

Tumble Bolt - Bronze  
Dog Handle - Steel  
Ullage Arm - Steel  
Bolt 5/8-11 - Zinc Plated Steel  
Nut 5/8-11 - Stainless Steel  
Washer - Stainless Steel  
Gasket - Nitrile Rubber



Model Number	Part Number	DIMENSIONS INCHES (mm)		# OF DOGS	Weight LBS (KGS)
		A	B		
UMC-464-5/144	03800-135K	18.31" (465)	24.25" (616)	5 DOG	126 (57)

### BILL OF MATERIAL: UMC-464/144

PC.NO.	DESCRIPTION	MATERIAL
1	COVER	STEEL
2	COAMING	STEEL
3	DOG HANDLE	STEEL
4	TUMBLE BOLT	BRASS
5	GASKET	NITRILE RUBBER
6	BOLT 5/8-11	ZINC PLATED STEEL
7	NUT 5/8-11	STAINLESS STEEL
8	ULLAGE COVER	STEEL
9	ULLAGE ARM	STEEL




OPTIONAL FLAME SCREEN  
FOR 18" X 24" MODELS



### UNIVERSAL RAISED HATCH


MULTI-DOG RAISED HATCH  
18"X24" ROUGH OPENING W/ 8" ULLAGE  
MODEL 03800-135K - UMC-464-5/144

DWG. NO. UMC-174/144



# Universal Deck Hardware

---





## Small Kevel | 12", 18" Cast Steel

Universal Kevel.

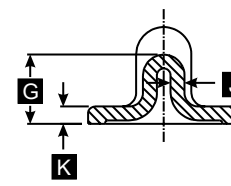
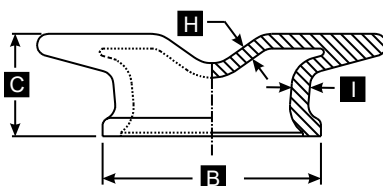
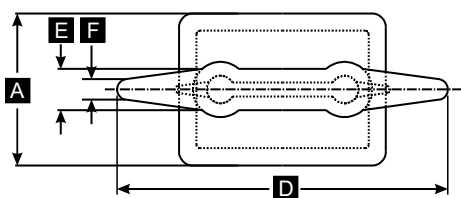
ASTM A27-70-36 Cast Steel



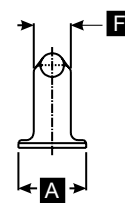
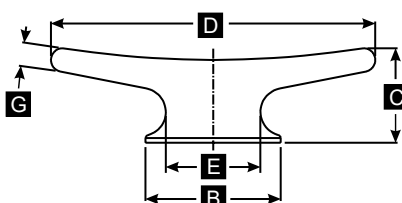
Model Number	Description	Part Number	Weight Total Lbs (Kgs.)
UMC-K12B	12" Kevel Large Base	08740-301A	12 (5.4)
UMC-K12A	12" Kevel Small Base	08720-301A	7.6 (3.4)
UMC-518	18" Kevel	02720-301A	34 (15.4)

## Small Kevels

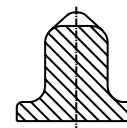
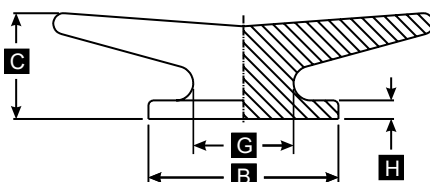
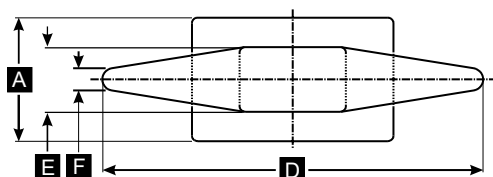
## ASTM A27-70-36 Cast Steel



MODEL	DESCRIPTION	PART #	DIMENSIONS IN INCHES (mm)											LBS (KGS)
			A	B	C	D	E	F	G	H	I	J	K	
UMC-K12B	KEVEL, 12" LARGE BASE	08740-301A	5.5" (140)	7.5" (191)	3.5" (89)	12" (305)	1.5" (38)	.75" (19)	2.5" (64)	.5" (13)	.63" (16)	.5" (13)	.63" (16)	12 (5.4)



MODEL	DESCRIPTION	PART #	DIMENSIONS IN INCHES (mm)							LBS (KGS)
			A	B	C	D	E	F	G	
UMC-K12A	KEVEL, CLEAT 12" SMALL BASE	08720-301A	2.5" (64)	5" (127)	3.5" (89)	12" (305)	3.5" (89)	1.38" (35)	.88" (22)	7.6 (3.4)



MODEL	DESCRIPTION	PART #	DIMENSIONS IN INCHES (mm)								LBS (KGS)
			A	B	C	D	E	F	G	H	
UMC-518	KEVEL, 18"	02720-301A	5.5" (140)	9" (229)	5" (127)	18" (457)	2.88" (73)	1" (25)	4.75" (121)	.88" (22)	34 (15.4)

## Kevel | 36", 42", 48" Cast Steel

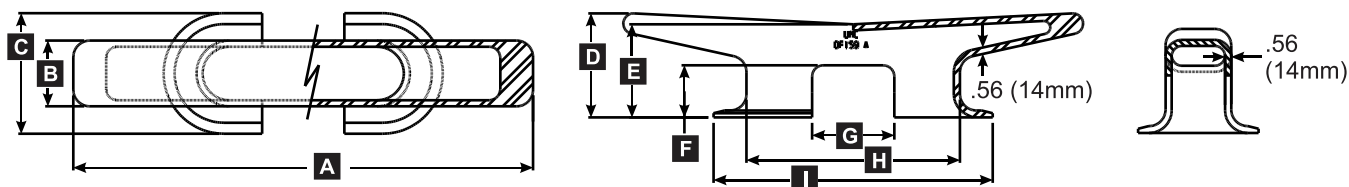
Universal Kevel.

ASTM A27-70-36 Cast Steel



Model Number	Description	Autocad PDF/DXF	Part Number	Weight Total Lbs (Kgs.)
UMC-48A	36" Kevel		01050-301A	81 (37)
UMC-36A	42" Kevel		01060-301A	114 (52)
UMC-159A	48" Kevel		01070-301A	175 (79)

## Large Kevels ASTM A27-70-36 Cast Steel



MODEL	DESCRIPTION	PART #	DIMENSIONS IN INCHES (MM)									LBS (KGS)
			A	B	C	D	E	F	G	H	I	
UMC-48A	KEVEL, 36"	01050-301A	36" (914)	5" (127)	10" (254)	7.13" (181)	5.88" (149)	3.5" (89)	5" (127)	16.5" (419)	22.5" (572)	81 (37)
UMC-36A	KEVEL, 42"	01060-301A	42" (1067)	6" (152)	11" (279)	7.5" (191)	6.5" (165)	3.25" (83)	7.5" (191)	19.5" (495)	25.5" (648)	114 (52)
UMC-159A	KEVEL, 48"	01070-301A	48" (1219)	6.5" (165)	11" (279)	10" (254)	8.75" (222)	5" (127)	8" (203)	21" (533)	27" (686)	175 (79)

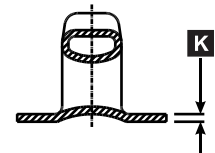
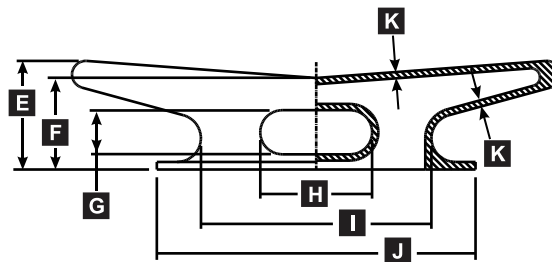
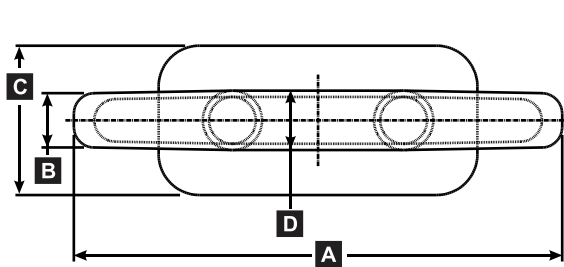
## Kevel Chocks | 24", 30", 36", 42", 48" | Cast Steel

Universal Kevel Chocks.  
ASTM A27-70-36 Cast Steel



Model Number	Description	Autocad PDF/DXF	Part Number	Weight Total Lbs (Kgs.)
UMC-30	24" Kevel Chock		02990-301A	50 (23)
UMC-KC30	30" Kevel Chock		01081-301A	75 (34)
UMC-482	36" Kevel Chock		01080-301A	107 (48.50)
UMC-483	42" Kevel Chock		01090-301A	168 (76)
UMC-484	48" Kevel Chock		01100-301A	220 (100)

## Kevel Chocks ASTM A27-70-36 Cast Steel



MODEL	DESCRIPTION	PART #	DIMENSIONS IN INCHES (MM)											LBS (KGS)
			A	B	C	D	E	F	G	H	I	J	K	
UMC-30	KEVEL CHOCK, 24"	02990-301A	24" (610)	3" (76)	7.5" (190)	4" (101)	5.63" (143)	5.13" (130)	2.25" (57)	3.25" (83)	9" (229)	10.5" (267)	.5" (13)	50 (23)
UMC-KC30	KEVEL CHOCK, 30"	01081-301A	30" (762)	3.25" (83)	9.5" (241)	4" (101)	7" (178)	5.62" (143)	2.38" (60)	6.88" (175)	14" (356)	20.25" (514)	.5" (127)	75 (34)
UMC-482	KEVEL CHOCK, 36"	01080-301A	36" (914)	4" (101)	11" (279)	5" (127)	8" (203)	6.75" (171)	3.25" (83)	8.25" (210)	17" (432)	23.5" (572)	.56" (127)	98 (44)
UMC-483	KEVEL CHOCK, 42"	01090-301A	42" (1066)	4.75" (121)	12.5" (318)	6" (152)	9" (229)	7.88" (200)	4.13" (104)	9.63" (245)	20" (508)	26.75" (679)	.53" (13)	168 (76)
UMC-484	KEVEL CHOCK, 48"	01100-301A	48" (1219)	5.5" (140)	14" (356)	7" (178)	10" (254)	9" (229)	5" (127)	11" (279)	23" (584)	30" (762)	.65" (17)	220 (100)

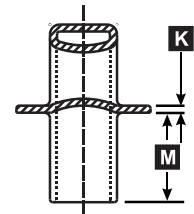
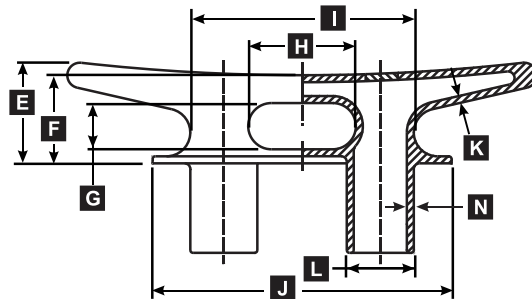
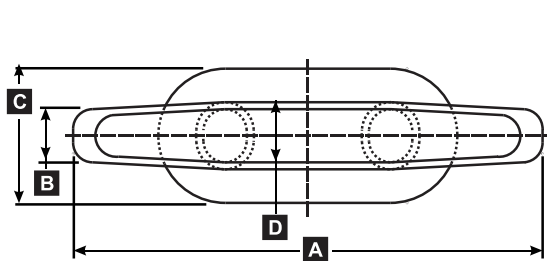
## Kevel Chocks Thru Deck | 42" & 48" | Cast Steel

Universal Thru Deck Kevel Chocks.  
ASTM A27-70-36 Cast Steel



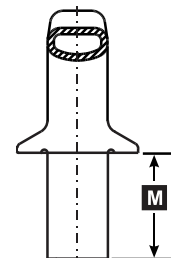
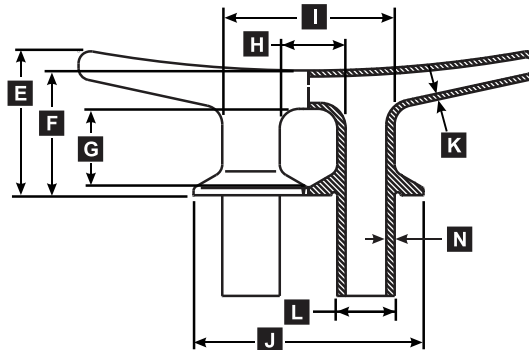
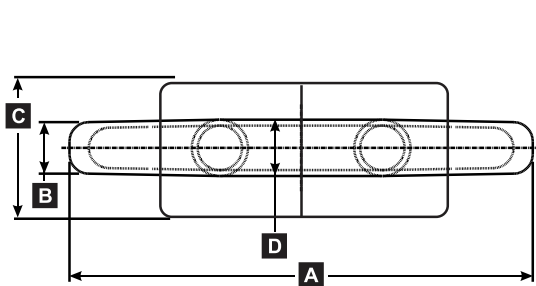
Model Number	Description	Autocad PDF/DXF	Part Number	Weight Total Lbs (Kgs.)
UMC-483TD	42" Thru Deck Kevel Chock		01091-301A	220 (100)
UMC-484TD	48" Thru Deck Kevel Chock		01102-301A	380 (172)

## Kevel Chock, 42" Thru deck ASTM A27-70-36 Cast Steel



MODEL	DESCRIPTION	PART #	DIMENSIONS IN INCHES (MM)													LBS (KGS)
			A	B	C	D	E	F	G	H	I	J	K	L	M	N
01091-301A	Kevel Chock 42" THRU DECK	42" (1067)	4.75" (121)	12" (305)	6" (152)	9" (229)	7.88" (200)	4.13" (105)	9.63" (245)	20" (508)	26.75" (679)	.63" (16)	6" Ø (152)	8" (203)	.63" (16)	220 (99.7)

## Kevel Chock, 48" Thru deck ASTM A27-70-36 Cast Steel



MODEL	DESCRIPTION	PART #	DIMENSIONS IN INCHES (MM)													LBS (KGS)
			A	B	C	D	E	F	G	H	I	J	K	L	M	N
01102-301A	Kevel Chock 48" THRU DECK	48" (1219)	6" (152)	12" (305)	6" (152)	15" (381)	13" (330)	8.25" (210)	6" (152)	18" (457)	24" (607)	.63" (16)	6" Ø (152)	10.5" (267)	.875" (22)	380 (172)



## Single Bitts | 8", 10" | Cast Steel

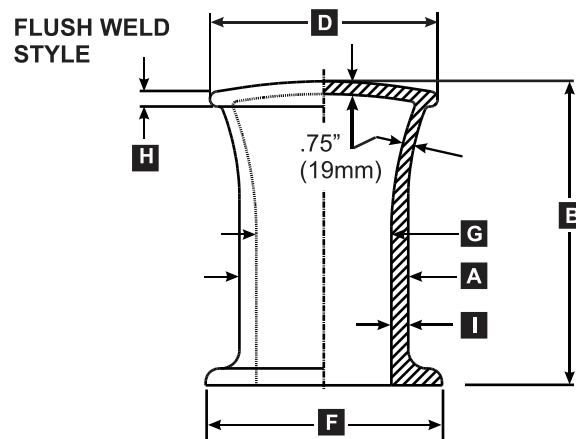
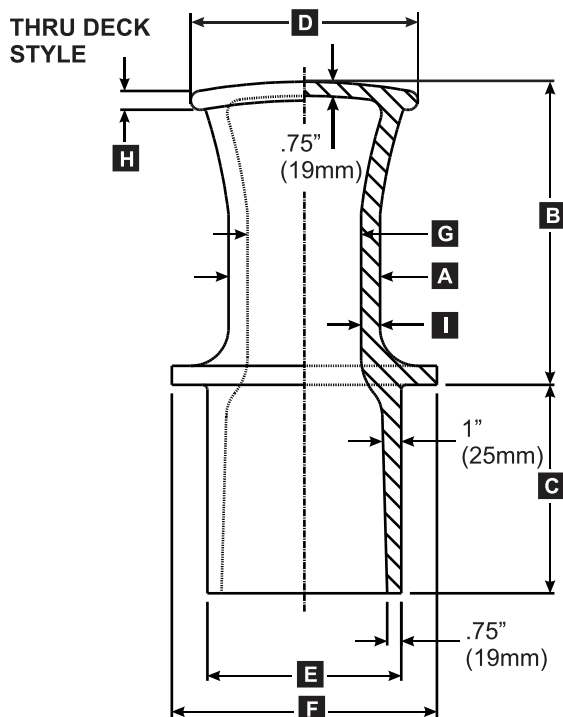
Universal Single Bitts.

ASTM A27-70-36 Cast Steel



Model Number	Description	Autocad PDF/DXF	Part Number	Weight Total Lbs (Kgs.)
UMC-492	8" Square Base Thru-Deck Single Bitt (Heavy Duty)		03720-301A	370 (168)
UMC-530	8" Round Base Thru-Deck Single Bitt		08000-301A	260 (118)
UMC-SB10T	10" Round Base Thru-Deck Single Bitt		01142-301A	292 (132)
UMC-SB10	10" Round Base Flush-Weld Single Bitt		01140-301A	190 (86)

## Single Bitts ASTM A27-70-36 Cast Steel



MODEL	DESCRIPTION	STYLE	PART #	DIMENSIONS IN INCHES (MM)									LBS (KGS)
				A	B	C	D	E	F	G	H	I	
UMC-492	SINGLE BITT 8" SQUARE BASE	THRU DECK HEAVY DUTY	03720-301A	8" Ø (203)	21" (533)	12" (305)	12" Ø (305)	9.63" Ø (245)	14" (356)	5" Ø (127)	1" (25)	1.5" (38)	370 (168)
UMC-530	SINGLE BITT 8" ROUND BASE	THRU DECK	08000-301B	8" Ø (203)	16" (406)	11" (279)	12" Ø (305)	10.25" Ø (260)	14" Ø (356)	6" (152)	1" (25)	1" (25)	260 (117)
UMC-SB10-T	SINGLE BITT 10" ROUND BASE	THRU DECK	01142-301A	10" Ø (254)	18" (457)	12" (305)	13.5" Ø (343)	10" Ø (254)	14" Ø (356)	8" (203)	1.46" (37)	1" (25)	293 (132)
UMC-SB10	SINGLE BITT 10" ROUND BASE	FLUSH WLD	01140-301A	10" Ø (254)	18" (457)	N/A	13.5" Ø (343)	N/A	14" Ø (356)	8" (203)	1.46" (37)	1" (25)	190 (86)

## Large Double Bitts | 12", 14" | Cast Steel

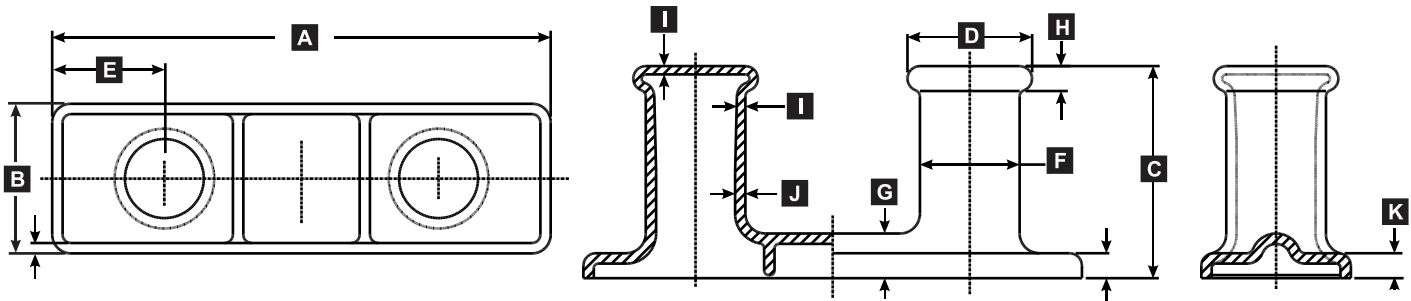
Universal Large Double Bitts.

ASTM A27-70-36 Cast Steel



Model Number	Description	Autocad PDF/DXF	Part Number	Weight Total Lbs (Kgs.)
UMC-491	12" Double Bitt		05970-301A	1045 (474)
UMC-DB14	14" Double Bitt		01121-301A	1596 (724)

## Large Double Bitt ASTM A27-70-36 Cast Steel

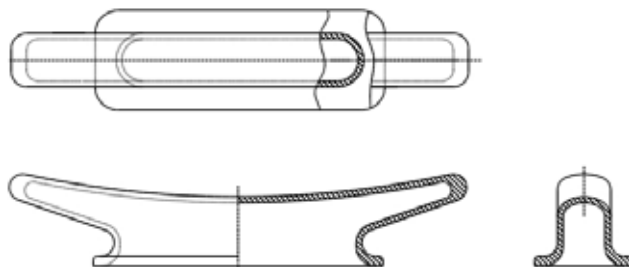


MODEL	DESCRIPTION	PART #	DIMENSIONS IN INCHES (MM)											LBS (KGS)
			A	B	C	D	E	F	G	H	I	J	K	
UMC-491	DOUBLE BITT 12"	05970-301A	60" (1524)	18" (457)	25.5" (647)	15" Ø (381)	13.5" (343)	12" Ø (305)	5.4" (137)	3" (83)	1" (25)	1.25" (32)	3" (76)	1045 (474)
UMC-14	DOUBLE BITT 14"	01121-301A	66" (1676)	21" (533)	26.25" (667)	17.5" Ø (445)	13" (343)	14" Ø (356)	5.7" (145)	3.5" (89)	1" (25)	1.5" (38)	3.5" (89)	1596 (724)

## Kevel | 60" Cast Steel

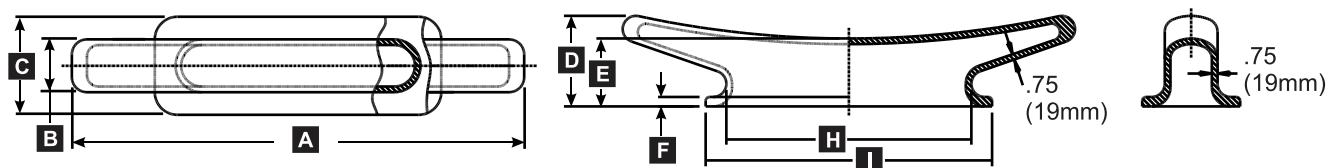
Universal Kevel.

ASTM A27-70-36 Cast Steel



Model Number	Description	Autocad PDF/DXF	Part Number	Weight Total Lbs (Kgs.)
UMC-KC60	60" Kevel		01101-301A	390 (177)

## X-Large Kevels ASTM A27-70-36 Cast Steel



MODEL #	DESCRIPTION	PART #	DIMENSIONS IN INCHES (MM)									LBS (KGS)
			A	B	C	D	E	F	G	H	I	
UMC-KC60	KEVEL, 60"	01101-301A	60" (1524)	7" (178)	11.5" (292)	12" (305)	9" (229)	1.25" (32)	N/A" (N/A)	32.5" (826)	38" (965)	390 (177)

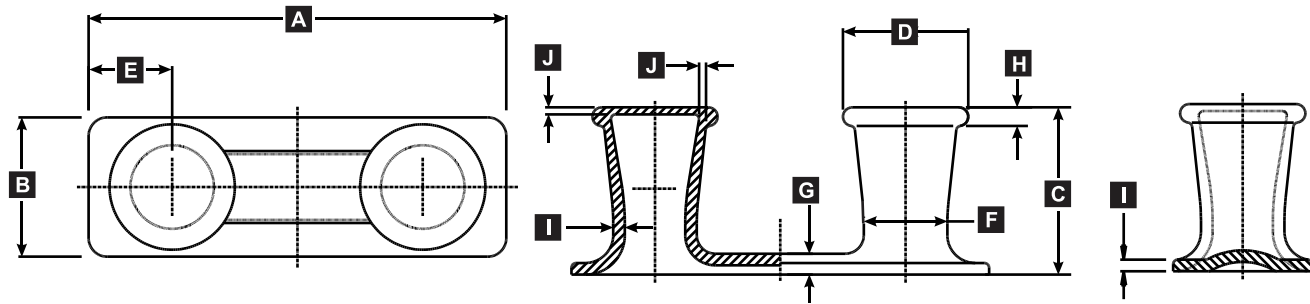
## Double Bitts | 8", 10" | Cast Steel

Universal Double Bitts.  
ASTM A27-70-36 Cast Steel

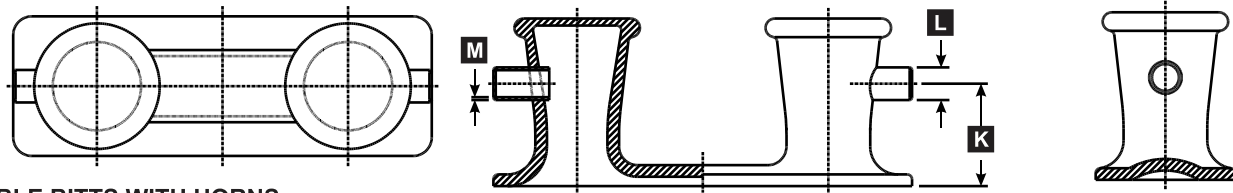


Model Number	Description	Autocad PDF/DXF	Part Number	Weight Total Lbs (Kgs.)
UMC-2	8" Double Bitt		01110-301A	320 (145)
UMC-2A	8" Double Bitt w/ Horns		04200-301A	331 (150)
UMC-40	10" Double Bitt		01120-301A	574 (260)
UMC-40A	10" Double Bitt w/ Horns		03760-301A	579 (262)

## Double Bitts ASTM A27-70-36 Cast Steel



MODEL	DESCRIPTION	PART #	DIMENSIONS IN INCHES (MM)										LBS (KGS)
			A	B	C	D	E	F	G	H	I	J	
UMC-2	DOUBLE BITT 8"	01110-301A	40" (1016)	14" (336)	16" (406)	11" Ø (279)	8" (203)	7" Ø (177)	2" (51)	2" (51)	1.25" (32)	.72" (18)	320 (145)
UMC-40	DOUBLE BITT 10"	01120-301A	45" (1143)	15" (381)	18" (457)	13.5" Ø (343)	9" (228)	9" Ø (228)	2.25" (57)	2" (51)	1.25" (32)	.75" R (19)	574 (260)



DOUBLE BITTS WITH HORNS

MODEL	DESCRIPTION	PART #	DIMENSIONS IN INCHES (MM)				LBS
				K	L	M	(KGS)
UMC-2A	DOUBLE BITT 8" WITH HORNS	04200-301A	SEE DIMENSIONS FOR UMC-2 ABOVE	10" (254)	3.5" Ø (89)	.3" (8)	331 (150)
UMC-40A	DOUBLE BITT 10" WITH HORNS	03760-301A	SEE DIMENSIONS FOR UMC-40 ABOVE	11" (279)	3.5" Ø (89)	.3" (8)	579 (262)



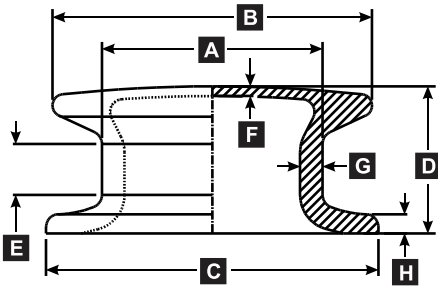
## Button Chocks | 6", 8", 10" | Cast Steel

Universal Button Chocks.  
ASTM A27-70-36 Cast Steel



Model Number	Description	Autocad PDF/DXF	Part Number	Weight Total Lbs (Kgs.)
UMC-192	6" Button Chock		01160-301A	38 (17)
UMC-473	8" Button Chock		01180-301A	75 (34)
UMC-185	10" Button Chock		01170-301A	144 (65)

## Button Chocks ASTM A27-70-36 Cast Steel



MODEL	DESCRIPTION	PART #	DIMENSIONS IN INCHES (MM)								LBS (KGS)
			A	B	C	D	E	F	G	H	
UMC-192	BUTTON CHOCK, 6"	01160-301A	6" Ø (152)	8.5" Ø (216)	12" Ø (305)	4.13" (181)	1.13" R (105)	.75" (89)	.75" (19)	.52" (13)	38 (17)
UMC-473	BUTTON CHOCK, 8"	01180-301A	8.6" Ø (218)	12.5" Ø (318)	13" Ø (330)	5.75" (146)	2" (51)	.38" (10)	.88" (22)	.75" (19)	75 (34)
UMC-185	BUTTON CHOCK, 10"	01170-301A	10" Ø (254)	15" Ø (381)	17" Ø (432)	8.5" (216)	N/A (N/A)	.5" (13)	1" (25)	.63" (16)	144 (65)

## Open Chocks | 9", 12" | Cast Steel

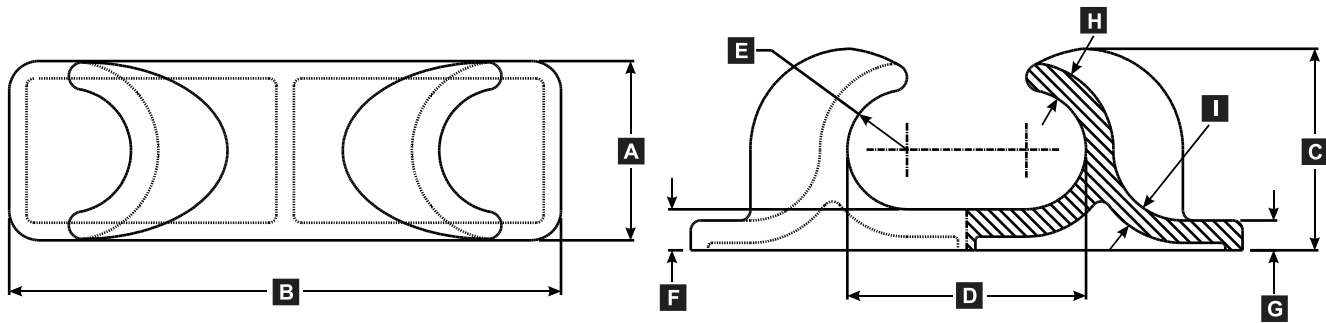
Universal Open Chocks.

ASTM A27-70-36 Cast Steel



Model Number	Description	Autocad PDF/DXF	Part Number	Weight Total Lbs (Kgs.)
UMC-485	9" Open Chock		07870-301A	176 (80)
UMC-489	12" Open Chock		06242-301A	435 (197)

## Open Chocks ASTM A27-70-36 Cast Steel



MODEL	DESCRIPTION	PART #	DIMENSIONS IN INCHES (MM)									LBS (KGS)
			A	B	C	D	E	F	G	H	I	
UMC-485	OPEN CHOCK, 9"	07870-301A	9" (229)	27.75" (705)	10.13" (257)	12" (305)	3" R (76)	2.06" (52)	1.5" (38)	1.375" (35)	1.125" (29)	176 (80)
UMC-489	OPEN CHOCK, 12"	06242-301A	12" (305)	36" (914)	13.38" (340)	16" (406)	4" R (101)	2.63" (67)	2.63" (67)	1.75" (44)	1.5" (38)	435 (197)

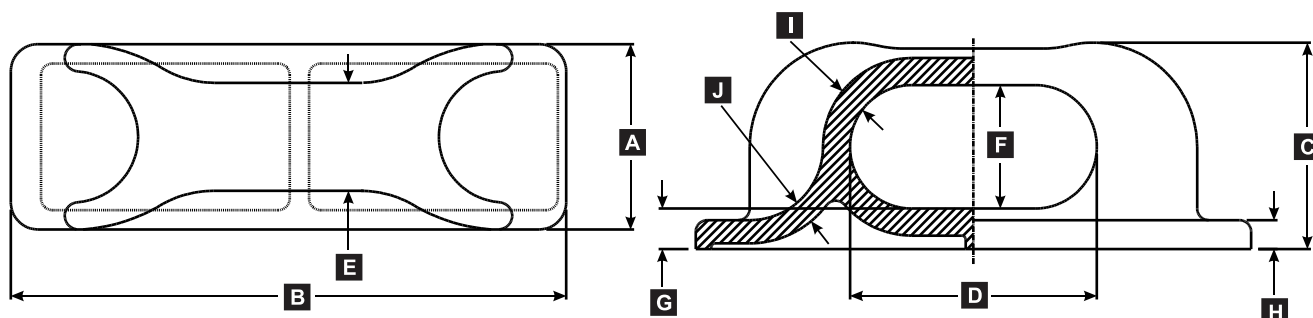
## Closed Chocks | 9", 12", 14" | Cast Steel

Universal Closed Chocks.  
ASTM A27-70-36 Cast Steel



Model Number	Description	Autocad PDF/DXF	Part Number	Weight Total Lbs (Kgs.)
UMC-485	9" Open Chock		07870-301A	176 (80)
UMC-489	12" Open Chock		06242-301A	435 (197)

## Closed Chocks ASTM A27-70-36 Cast Steel



MODEL	DESCRIPTION	PART #	DIMENSIONS IN INCHES (MM)										LBS (KGS)
			A	B	C	D	E	F	G	H	I	J	
UMC-480	CLOSED CHOCK, 9"	04610-301A	9" (229)	27.75" (705)	10.13" (257)	12" (305)	5.25" (133)	6" (152)	2.06" (52)	1.5" (38)	1.375" (35)	1.125" (29)	176 (80)
UMC-490	CLOSED CHOCK, 12"	06240-301A	12" (305)	36" (914)	13.38" (340)	16" (406)	7" (178)	8" (203)	2.63" (67)	1.88" (48)	1.75" (44)	1.5" (38)	455 (206)
UMC-14	CLOSED CHOCK, 14"	06241-301A	14" (356)	42" (1066)	15.63" (397)	18.75" (476)	8.17" (208)	9.38" (239)	3.06" (78)	2.19" (56)	2" (51)	1.75" (44)	725 (329)

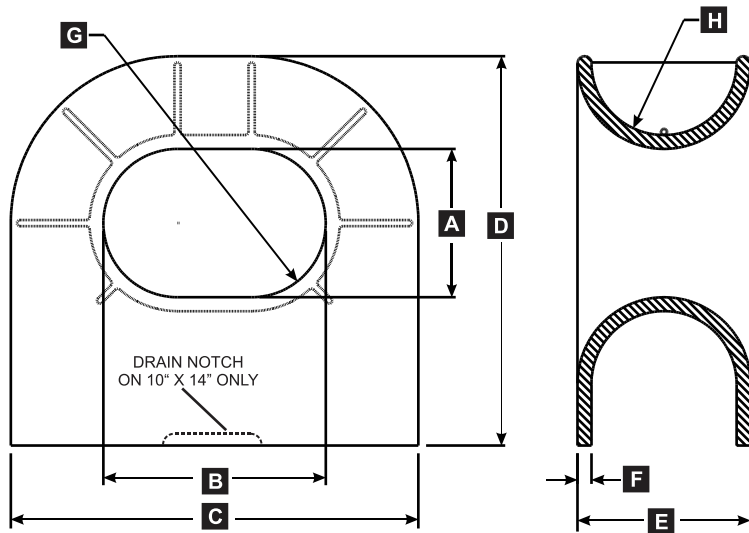
## Panama Chocks | 10" X 14", 12: X 18" | Cast Steel

Universal Panama Chocks.  
ASTM A27-70-36 Cast Steel



Model Number	Description	Autocad PDF/DXF	Part Number	Weight Total Lbs (Kgs.)
UMC-531-1014	Panama Chock 10x14		08370-301A	343 (156)
UMC-531-1218	Panama Chock 12x18		08372-301A	670 (304)

## Panama Chocks ASTM A27-70-36 Cast Steel



MODEL	DESCRIPTION	PART #	DIMENSIONS IN INCHES (MM)								LBS (KGS)
			A	B	C	D	E	F	G	H	
UMC-1014	PANAMA CHOCK, 10"X14"	08370-301A	10" (152)	14" (210)	28" (305)	27.25" (181)	14" (105)	.75" (89)	5" R (19)	5.5" R (13)	335 (17)
UMC-1218	PANAMA CHOCK, 12"X18"	08372-301A	12" (218)	18" (318)	33" Ø (330)	31.5" (146)	14" (51)	1.13" (10)	6" R (22)	5.88" R (19)	583 (34)



## D-Ring

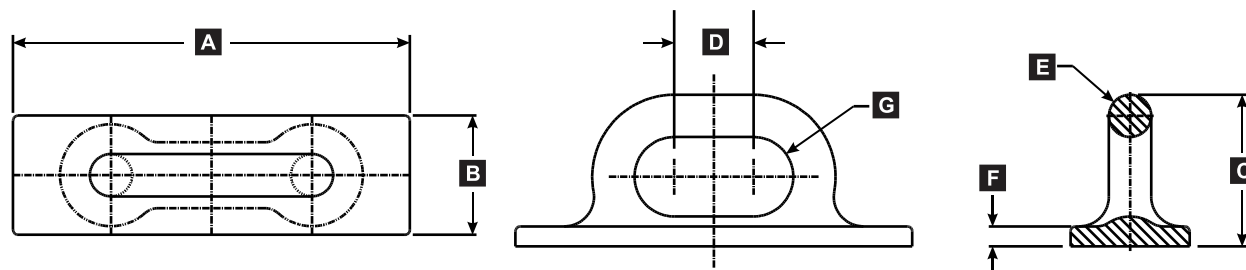
Universal D-Ring  
ASTM A27-70-36 Cast Steel



Model Number	Description	Autocad PDF/DXF	Part Number	Weight Total Lbs (Kgs.)
UMC-196	D-Ring		01190-301A	60 (27)

## D-Rings

## ASTM A27-70-36 Cast Steel



MODEL	DESCRIPTION	PART #	DIMENSIONS IN INCHES (MM)								WEIGHT
			A	B	C	D	E	F	G		
UMC-196	D-RING	01190-301A	20" (508)	6" (152)	7.63" (194)	4" (102)	2.13" Ø (54)	1" (25)	2" R (51)		60 (27)

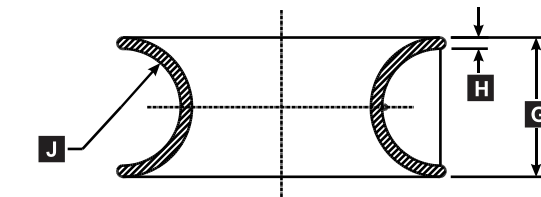
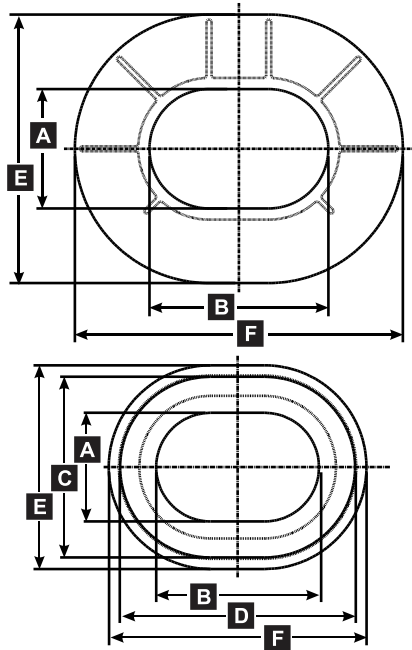
## Mooring Eyes | 12" X 18", 8" X 12" | Cast Steel

Universal Mooring Eyes.  
ASTM A27-70-36 Cast Steel

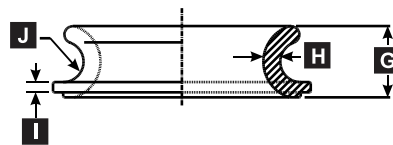


Model Number	Description	Autocad PDF/DXF	Part Number	Weight Total Lbs (Kgs.)
UMC-531-1014B	Panama Bulwark 10 x 14		08373-303A	430 (195)
UMC-528	Mooring Eye 8x12		08750-301A	102 (46)

## Mooring Eyes ASTM A27-70-36 Cast Steel



UMC-1218E - Mooring Eye 12" x 18"



UMC-M812 - Mooring Eye 8" x 12"

MODEL	DESCRIPTION	PART #	DIMENSIONS IN INCHES (MM)										LBS (KGS)
			A	B	C	D	E	F	G	H	I	J	
UMC-1218E	MOORING EYE 12X18"	08371-301A	12" (229)	18" (705)	N/A	N/A	27" (133)	33" (152)	14" (52)	1.13" (38)	N/A	5.88" R (29)	467 (80)
UMC-M812	MOORING EYE 8X12"	08750-301A	8" (305)	12" (914)	13.31" (340)	19" (483)	15" (178)	17.5" (203)	5.25" (67)	1.25" (48)	.75" (44)	1.5" R (38)	102 (206)

## Roller Buttons | 11", 12.5", 15.5" | Assemblies

Universal Roller Buttons.  
ASTM A27-70-36 Cast Steel



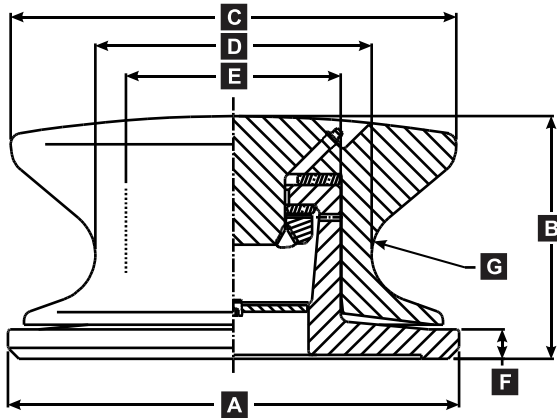
UMC-50  
08670-152A



UMC-75  
08671-152A

Model Number	Description	Autocad PDF/DXF	Part Number	Weight Total Lbs (Kgs.)
UMC-1048	13.5" Roller Button		08674-101A	250 (113)
UMC-50	11" Roller Button		08670-152A	100 (45)
UMC-75	12.5" Roller Button		08671-152A	136 (62)
UMC-100	15" Roller Button		08672-152A	235 (107)

## Roller Buttons ASTM A27-70-36 Cast Steel



MODEL	DESCRIPTION	PART #	DIMENSIONS IN INCHES (MM)							LBS (KGS)
			A	B	C	D	E	F	G	
UMC-50	ROLLER BUTTON, WELDED 11"	08670-152A	12.5" Ø (317)	5.29" (134)	11" Ø (279)	8" Ø (203)	5.5" Ø (138)	1" (25)	.78" R (20)	100 (45)
UMC-75	ROLLER BUTTON, WELDED 12.5"	08671-152A	16.65" Ø (423)	6.8" (173)	12.5" Ø (316)	7.75" Ø (197)	6" Ø (152)	.83" (21)	1.33" R (34)	136 (62)
UMC-100	ROLLER BUTTON, WELDED 15.5"	08672-152A	14.86" Ø (377)	7.88" (200)	15" Ø (381)	9.25" Ø (235)	7" Ø (178)	1" (25)	1.56" R (40)	235 (107)

## Roller Button | Welded |

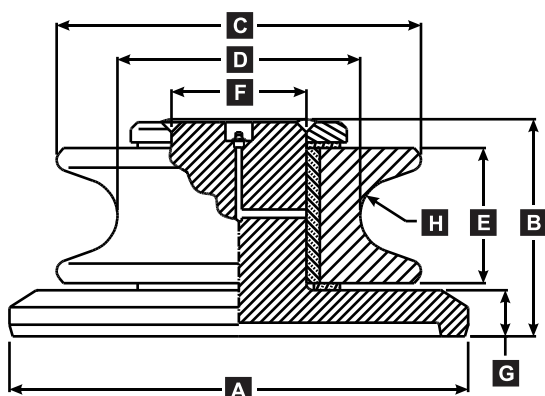
Universal Roller Button.  
ASTM A27-70-36 Cast Steel



UMC-1048  
08674-101A

Model Number	Description	Autocad PDF/DXF	Part Number	Weight Total Lbs (Kgs.)
UMC-1048	13.5" Roller Button		08674-101A	250 (113)

## Roller Buttons ASTM A27-70-36 Cast Steel




MODEL	DESCRIPTION	PART #	DIMENSIONS IN INCHES (MM)								LBS (KGS)
			A	B	C	D	E	F	G	H	
UMC-1048	ROLLER BUTTON WELDED	08674-101A	17" Ø (432)	8.03" (204)	13.5" Ø (343)	9" Ø (229)	5" (127)	5" Ø (127)	1.7" (43)	1.38" R (35)	250 (113)



## Roller Chock

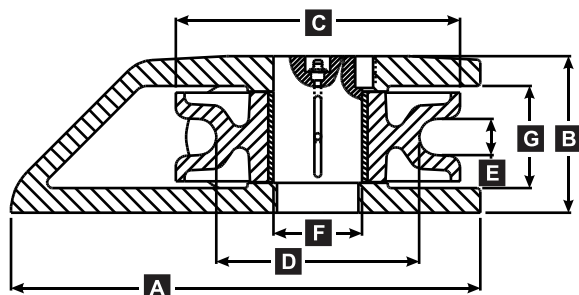
Universal Roller Chock.  
ASTM A27-70-36 Cast Steel




UMC-972  
08830-101A

Model Number	Description	Autocad PDF/DXF	Part Number	Weight Total
08830-101A	Roller Chock		UMC-927	

## Roller Chock ASTM A27-70-36 Cast Steel



MODEL	DESCRIPTION	PART #	DIMENSIONS IN INCHES (MM)							LBS (KGS)
			A	B	C	D	E	F	G	
UMC-927	ROLLER CHOCK	08830-101A	13" (330)	4.33" (109)	7.88" Ø (194)	5.63" Ø (143)	1" (25)	2.44" Ø (62)	2.83" (72)	50 (23)



# Watertight Doors

---

## UMC-WTD-4D - Weathertight Door - 4 Dog Style

4 Dog Weathertight doors are perfect for easy access to any compartment on your vessel above the waterline. Our doors are fabricated from high quality 1/4" steel plate and feature 4 dogs. They are built to provide continuous trouble-free use. Various standard sizes are available in both right and left hand orientation.

Opening orientation can be determined by standing on the outside of the compartment with the door swinging toward you. Right-handed doors will have the hinges on the right from this perspective. Conversely, a left-handed door will have the hinges on the left.

When Ordering Please Specify:

Clear Opening - 26" x 54" / 26" x 60" / 30" x 60"

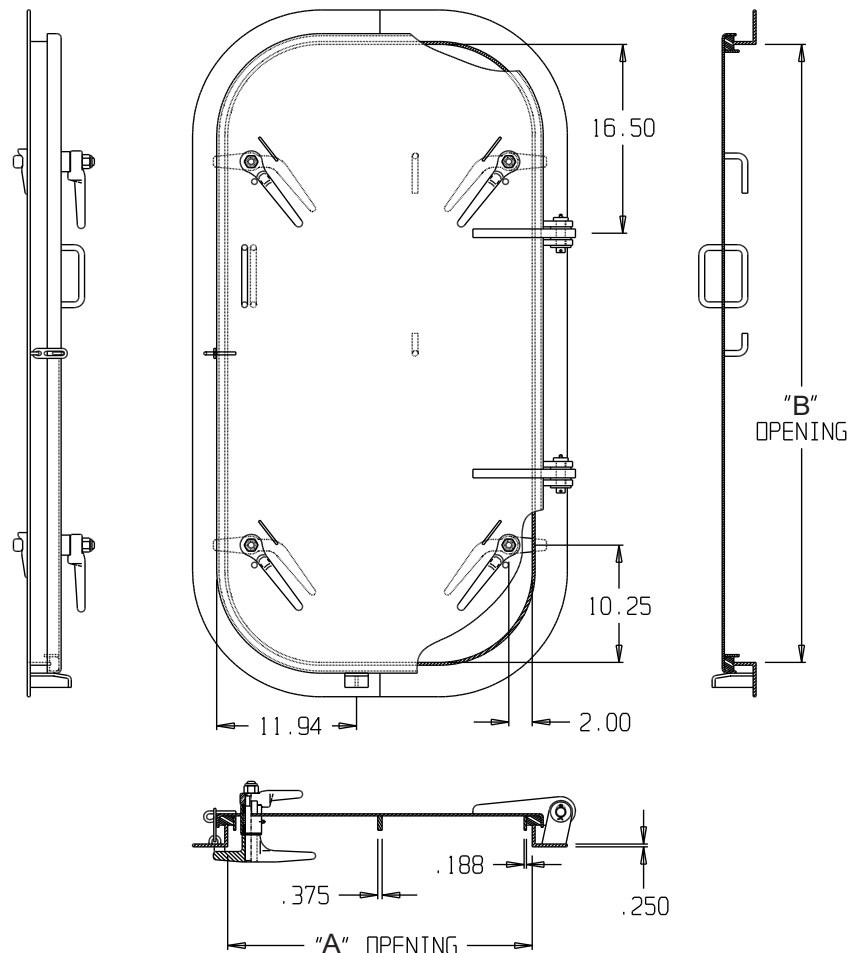
Opening Orientation - Left Hand Door / Right Hand Door

Weathertight Doors are commonly found on exterior and interior bulkheads of any vessel.



Steel (ASTM A36)  
Painted Primer Grey

Model Number	Description	Part Number	Weight Total Lbs (Kgs.)	Handeling	Clear Opening In. (mm)	Autocad PDF/DXF
UMC-WTD-4D-26x54-R	26" x 54" Opening / Right Handed	06111-101A	200 (122)	RH	26" x 54" (660 X 1372)	
UMC-WTD-4D-26x54-L	26" x 54" Opening / Left Handed	06111-101B	200 (122)	LH	26" x 54" (660 X 1372)	
UMC-WTD-4D-26x60-R	26" x 60" Opening / Right Handed	06111-101C	220 (131)	RH	26" x 60" (660 X 1524)	
UMC-WTD-4D-26x60-L	26" x 60" Opening / Left Handed	06111-101D	220 (131)	LH	26" x 60" (660 X 1524)	
UMC-WTD-4D-30x60-R	30" x 60" Opening / Right Handed	06111-101E	250 (143)	RH	30" x 60" (726 X 1524)	
UMC-WTD-4D-30x60-L	30" x 60" Opening / Left Handed	06111-101F	250 (143)	LH	30" x 60" (726 X 1524)	



### BILL OF MATERIAL: UMC-WTD-4D

PC.NO.	DESCRIPTION	MATERIAL
1	DOOR	STEEL
2	COAMING	STEEL
3	HANDLE ASSY	MISC. SEE DETAIL
4	HINGE PIN	BRASS
5	WASHER	BRASS
6	COTTER PIN	STAINLESS STEEL
7	GASKET	NITRILE RUBBER
8	LUBE ZERK	BRASS
9	HASP	STEEL



1-800-455-3917  
206-632-2441 (FAX)  
sales@baiermarine.com

### WEATHERTIGHT DOOR

4 DOG HANDLE LH/RH OPTION  
VARIOUS STANDARD SIZES  
MODEL SERIES UMC-WTD-4D  
PART NUMBER 06111-XXXX

DWG. NO. UMC-WTD-4D

### UMC-WTD-6D - Watertight Door - 6 dog Style

6 Dog Watertight doors are perfect for easy access to any compartment on your vessel above the waterline. Our doors are fabricated from high quality 1/4" steel plate and built to ABS and Lloyd's Specifications. These doors feature 6 dogs and are built to provide continuous trouble-free use. Various standard sizes are available in both right and left hand orientation.

Opening orientation can be determined by standing on the outside of the compartment with the door swinging toward you. Right-hand doors will have the hinges on the right from this perspective. Conversely, a left-hand door will have the hinges on the left.

When Ordering Please Specify:

Clear Opening - 26" x 60" / 30" x 60" / 30" x 66" / 30" x 72"

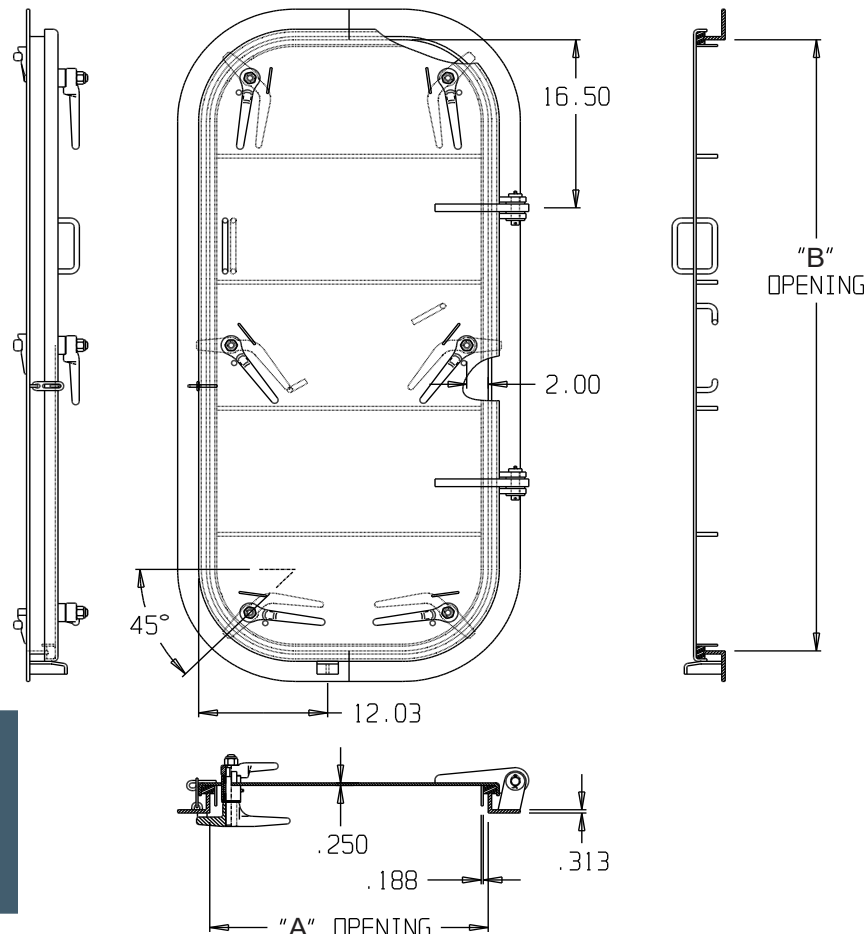
Opening Orientation - Left Hand Door / Right Hand Door

Watertight Doors are commonly found on exterior and interior bulkheads of any vessel.



Material: Steel (ASTM A36)  
Finish: Painted Primer Grey

Model Number	Description	Part Number	Weight Total	Handeling	Clear_Opening	Autocad PDF/DXF
UMC-WTD-6D-26x60-R	26" x 60" Opening / Right Handed	06121-101C	270	RH	26" x 60"	
UMC-WTD-6D-26x60-L	26" x 60" Opening / Left Handed	06121-101D	270	LH	26" x 60"	
UMC-WTD-6D-30x60-R	30" x 60" Opening / Right Handed	06121-101E	300	RH	30" x 60"	
UMC-WTD-6D-30x60-L	30" x 60" Opening / Left Handed	06121-101F	300	LH	30" x 60"	
UMC-WTD-6D-30x66-R	30" x 66" Opening / Right Handed	06121-101G	330	RH	30" x 66"	
UMC-WTD-6D-30x66-L	30" x 66" Opening / Left Handed	06121-101H	330	LH	30" x 66"	
UMC-WTD-6D-30x72-R	30" x 72" Opening / Right Handed	06121-101I	350	RH	30" x 72"	
UMC-WTD-6D-30x72-L	30" x 72" Opening / Left Handed	06121-101J	350	LH		



#### BILL OF MATERIAL: UMC-WTD-6D

PC.NO.	DESCRIPTION	MATERIAL
1	DOOR	STEEL
2	COAMING	STEEL
3	HANDLE ASSY	MISC. SEE DETAIL
4	HINGE PIN	BRASS
5	WASHER	BRASS
6	COTTER PIN	STAINLESS STEEL
7	GASKET	NITRILE RUBBER
8	LUBE ZERK	BRASS
9	HASP	STEEL



#### WEATHERTIGHT DOOR

6 DOG HANDLE LH/RH OPTION  
VARIOUS STANDARD SIZES  
MODEL SERIES UMC-WTD-6D  
PART NUMBER 06121-XXXX

DWG. NO. UMC-WTD-6D



### UMC-WTD-QA - Weathertight Door - Quick Acting Style

Quick Acting Weathertight doors are perfect for quick and easy access to any compartment on your vessel above the waterline. Our doors are fabricated from high quality ¼" steel plate and built to ABS and Lloyd's Specifications. These doors feature 6 dogs and are built to provide continuous trouble-free use. Various standard sizes are available in both right and left hand orientation.

Opening orientation can be determined by standing on the outside of the compartment with the door swinging toward you. Right-hand doors will have the hinges on the right from this perspective. Conversely, a left-hand door will have the hinges on the left.

When Ordering Please Specify:

Clear Opening - 26" x 60" / 30" x 60" / 30" x 66" / 30" x 72"

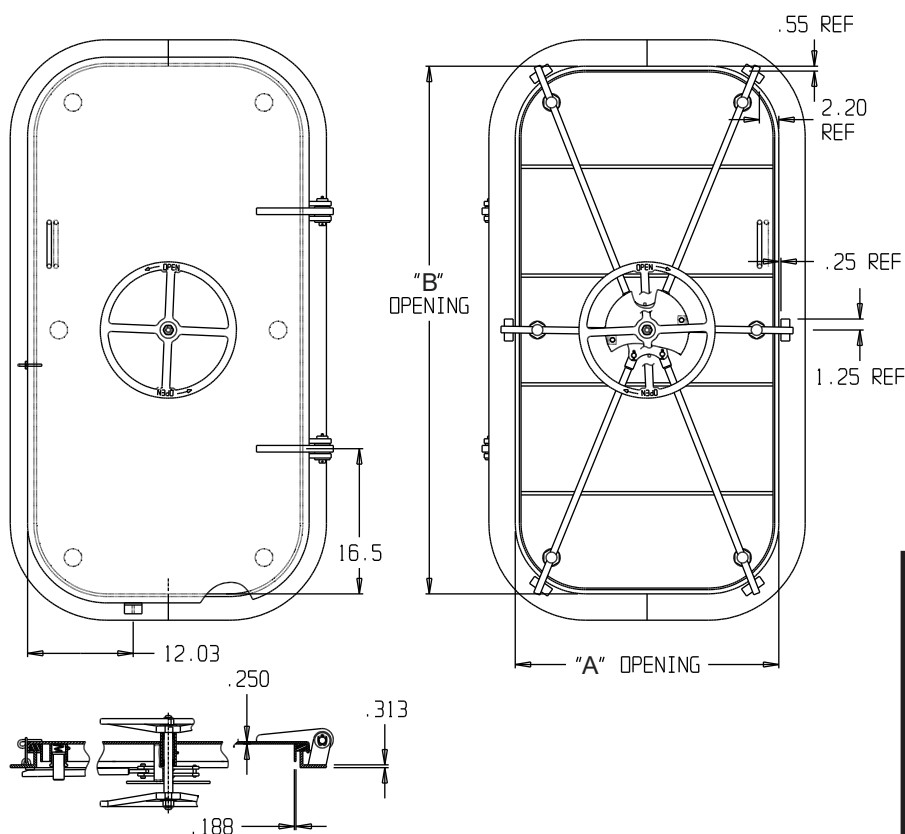
Opening Orientation - Left Hand Door / Right Hand Door

Weathertight Doors are commonly found on exterior and interior bulkheads of any vessel.



Steel (ASTM A36)  
Painted Primer Grey

Model Number	Description	Part Number	Weight Total Lbs (Kgs.)	Handling	Clear Opening In. (mm)	Autocad PDF/DXF
UMC-WTD-QA-26x60-R	26" x 60" Opening / Right Handed	06122-101C	320 (145)	RH	26" x 60" (660 x 1524)	
UMC-WTD-QA-26x60-L	26" x 60" Opening / Left Handed	06122-101D	320 (145)	LH	26" x 60" (660 x 1524)	
UMC-WTD-QA-30x60-R	30" x 60" Opening / Right Handed	06122-101E	350 (159)	RH	30" x 60" (762 x 1524)	
UMC-WTD-QA-30x60-L	30" x 60" Opening / Left Handed	06122-101F	350 (159)	LH	30" x 60" (762 x 1524)	
UMC-WTD-QA-30x66-R	30" x 66" Opening / Right Handed	06122-101G	385 (175)	RH	30" x 66" (762 x 1676)	
UMC-WTD-QA-30x66-L	30" x 66" Opening / Left Handed	06122-101H	385 (175)	LH	30" x 66" (762 x 1676)	
UMC-WTD-QA-30x72-R	30" x 72" Opening / Right Handed	06122-101I	410 (186)	RH	30" x 72" (762 x 1829)	
UMC-WTD-QA-30x72-L	30" x 72" Opening / Left Handed	06122-101J	410 (186)	LH	30" x 72" (762 x 1829)	



#### BILL OF MATERIAL: UMC-WTD-QA

PC.NO.	DESCRIPTION	MATERIAL
1	DOOR	STEEL
2	COAMING	STEEL
3	HANDLE ASSY	MISC. SEE DETAIL
4	HINGE PIN	BRASS
5	WASHER	BRASS
6	COTTER PIN	STAINLESS STEEL
7	GASKET	NITRILE RUBBER
8	LUBE ZERK	BRASS
9	HASP	STEEL



#### WEATHERTIGHT DOOR

QUICK ACTING LH/RH OPTION  
VARIOUS STANDARD SIZES  
MODEL SERIES UMC-WTD-QA  
PART NUMBER 06122-XXXX

DWG. NO. UMC-WTD-QA

## UMC-WTD-LA - Weathertight Door - Lever Arm Style

Lever Arm Weathertight doors are perfect for quick and easy access to any compartment on your vessel above the waterline. Our doors are fabricated from high quality  $\frac{1}{4}$ " steel plate and built to ABS and Lloyd's Specifications. These doors feature 6 dogs and are built to provide continuous trouble-free use. Various standard sizes are available in both right and left hand orientation.

Opening orientation can be determined by standing on the outside of the compartment with the door swinging toward you. Right-hand doors will have the hinges on the right from this perspective. Conversely, a left-hand door will have the hinges on the left.

When Ordering Please Specify:

Clear Opening - 28" x 72" / 30" x 72"

Opening Orientation - Left Hand Door / Right Hand Door-

Weathertight Doors are commonly found on exterior and interior bulkheads of any vessel.



Steel (ASTM A36)  
Painted Primer Grey

Model Number	Description
--------------	-------------

